

UNITED STATES  
SECURITIES AND EXCHANGE COMMISSION

Washington, D.C. 20549

FORM 10-K

☒ ANNUAL REPORT PURSUANT TO SECTION 13 OR 15(d) OF THE SECURITIES EXCHANGE ACT OF 1934

For the fiscal year ended December 31, 2013

OR

☐ TRANSITION REPORT PURSUANT TO SECTION 13 OR 15(d) OF THE SECURITIES EXCHANGE ACT OF 1934

For the transition period from \_\_\_\_\_ to \_\_\_\_\_

Commission File Number 001-06605

EQUIFAX INC.

(Exact name of registrant as specified in its charter)

Georgia  
(State or other jurisdiction of incorporation or organization)  
1550 Peachtree Street, N.W.  
Atlanta, Georgia  
(Address of principal executive offices)

58-0401110  
(I.R.S. Employer Identification No.)  
30309  
(Zip Code)

Registrant's telephone number, including area code: 404-885-8000

Securities registered pursuant to Section 12(b) of the Act:

Title of each class	Name of each exchange on which registered
Common Stock, \$1.25 par value per share	New York Stock Exchange
Common Stock Purchase Rights	New York Stock Exchange

Securities registered pursuant to Section 12(g) of the Act: None.

Indicate by check mark if Registrant is a well-known seasoned issuer, as defined in Rule 405 of the Securities Exchange Act ("Act"). ☒ YES ☐ NO

Indicate by check mark if Registrant is not required to file reports pursuant to Section 13 or Section 15(d) of the Act. ☐ YES ☒ NO

Indicate by check mark whether Registrant (1) has filed all reports required to be filed by Section 13 or 15(d) of the Securities Exchange Act of 1934 during the preceding 12 months (or for such shorter period that the Registrant was required to file such reports), and (2) has been subject to such filing requirements for the past 90 days. ☒ YES ☐ NO

Indicate by check mark if disclosure of delinquent filers pursuant to Item 405 of Regulation S-K is not contained herein, and will not be contained, to the best of Registrant's knowledge, in definitive proxy or information statements incorporated by reference in Part III of this Form 10-K or any amendment to this Form 10-K. ☒

Indicate by check mark whether the Registrant has submitted electronically and posted on its corporate Web site, if any, every Interactive Data File required to be submitted and posted pursuant to Rule 405 of Regulation S-T during the preceding 12 months (or for such shorter period that the Registrant was required to submit and post such files). YES ☒ NO ☐

Indicate by check mark whether the Registrant is a large accelerated filer, an accelerated filer, a non-accelerated filer or a smaller reporting company. See definitions of "large accelerated filer," "accelerated filer" and "smaller reporting company" in Rule 12b-2 of the Exchange Act. (Check one):

☒ Large accelerated filer ☐ Accelerated filer ☐ Non-accelerated filer ☐ Smaller reporting company  
(Do not check if a smaller reporting company)

Indicate by check mark whether the Registrant is a shell company (as defined in Rule 12b-2 of the Act). ☐ YES ☒ NO

As of June 30, 2013, the aggregate market value of Registrant's common stock held by non-affiliates of Registrant was approximately \$7,146,921,851 based on the closing sale price as reported on the New York Stock Exchange. At January 31, 2014, there were 122,040,727 shares of Registrant's common stock outstanding.

DOCUMENTS INCORPORATED BY REFERENCE

Portions of Registrant's definitive proxy statement for its 2014 annual meeting of shareholders are incorporated by reference in Part III of this Form 10-K.

## TABLE OF CONTENTS

	<b>Page</b>
<b>PART I</b>	
Item 1. Business	2
Item 1A. Risk Factors	15
Item 1B. Unresolved Staff Comments	21
Item 2. Properties	21
Item 3. Legal Proceedings	22
Item 4. Mine Safety Disclosures	22
<b>PART II</b>	
Item 5. Market for the Registrant’s Common Equity, Related Stockholder Matters and Issuer Purchases of Equity Securities	23
Item 6. Selected Financial Data	26
Item 7. Management’s Discussion and Analysis of Financial Condition and Results of Operations	28
Item 7A. Quantitative and Qualitative Disclosures About Market Risk	53
Item 8. Financial Statements and Supplementary Data	54
Item 9. Changes in and Disagreements with Accountants on Accounting and Financial Disclosure	103
Item 9A. Controls and Procedures	103
<b>PART III</b>	
Item 10. Directors, Executive Officers and Corporate Governance	104
Item 11. Executive Compensation	104
Item 12. Security Ownership of Certain Beneficial Owners and Management and Related Stockholder Matters	104
Item 13. Certain Relationships and Related Transactions, and Director Independence	105
Item 14. Principal Accountant Fees and Services	105
<b>PART IV.</b>	
Item 15. Exhibits and Financial Statement Schedules	106
Signatures	107
Exhibit Index	109

## PART I

### ITEM 1. BUSINESS

#### OVERVIEW

Equifax Inc. is a leading global provider of information solutions and human resources business process outsourcing services for businesses, governments and consumers. We have a large and diversified group of clients, including financial institutions, corporations, governments and individuals. Our products and services are based on comprehensive databases of consumer and business information derived from numerous types of credit, financial assets, telecommunications and utility payment, employment, income, public record, demographic and marketing data. We use advanced statistical techniques and proprietary software tools to analyze all available data, creating customized insights, decision-making solutions and processing services for our clients. We help consumers understand, manage and protect their personal information and make more informed financial decisions. Additionally, we are a leading provider of payroll-related and human resource management business process outsourcing services in the United States of America, or U.S.

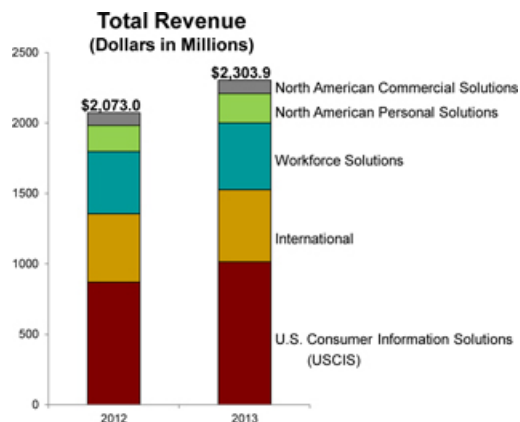
We currently operate in three global regions: North America (U.S. and Canada), Europe (the United Kingdom, or U.K., Spain and Portugal) and Latin America (Argentina, Chile, Costa Rica, Ecuador, El Salvador, Honduras, Mexico, Paraguay, Peru and Uruguay). We also maintain support operations in the Republic of Ireland. We offer credit services in Russia and India through joint ventures and have an investment in the second largest consumer and commercial credit information company in Brazil.

Equifax was originally incorporated under the laws of the State of Georgia in 1913, and its predecessor company dates back to 1899. As used herein, the terms Equifax, the Company, we, our and us refer to Equifax Inc., a Georgia corporation, and its consolidated subsidiaries as a combined entity, except where it is clear that the terms mean only Equifax Inc.

We are organized and report our business results in five operating segments, as follows:

- **U.S. Consumer Information Solutions (USCIS)** — provides consumer information solutions to businesses in the U.S. including online consumer information, decisioning technology solutions, fraud and identity management services, portfolio management services (OCIS), mortgage reporting and consumer financial marketing services (CFMS).
- **International** — includes our Canada Consumer, Europe and Latin America business units. Products and services offered are similar to those available in the USCIS, North America Commercial Solutions and North America Personal Solutions operating segments but vary by geographic region.
- **Workforce Solutions** — provides services enabling clients to verify income and employment (Verification Services) as well as outsource and automate the performance of certain payroll-related and human resources management business processes, including social security number verification and employment-related tax management (Employer Services).
- **North America Personal Solutions** — provides products to consumers enabling them to understand and monitor their credit and monitor and help protect their identity.
- **North America Commercial Solutions** — provides credit, financial, marketing and other information regarding businesses in the U.S. and Canada.

Our revenue base and business mix are diversified among our five segments as depicted in the chart below.

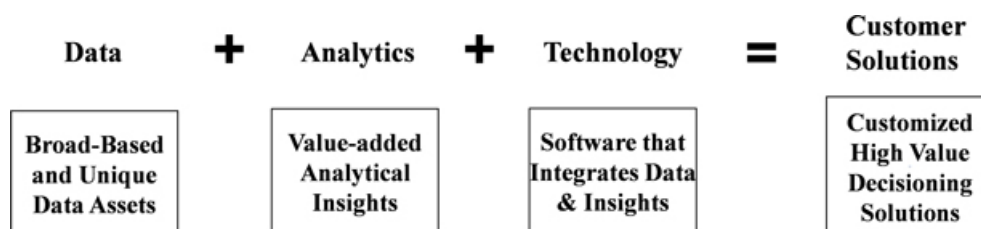


## OUR BUSINESS STRATEGY

Our strategic objective is to be the trusted provider of information driven solutions that empower our clients with the ability to make critical decisions with greater confidence. Data is at the core of our value proposition. Leveraging our extensive resources, we deliver differentiated decisions through a broad and diverse set of data assets, sophisticated analytics and proprietary decisioning technology. Our comprehensive set of data assets can provide an in-depth view of the consumer's financial potential and opportunity including their propensity, ability and capacity to pay. Our long-term corporate growth strategy is driven by the following initiatives:

- **Increase penetration of our clients' information solutions needs.** We seek to increase our share of clients' spend on information-related services through developing and introducing new products, pricing our services in accordance with the value they create, increasing the range of current services utilized by our clients, and improving the quality and effectiveness of our sales organization and client support interactions with consumers. We are also helping clients address increased requirements to comply with emerging regulations and rules.
- **Deploy decisioning technologies and analytics globally.** We continue to invest in and develop new technology to enhance the functionality, cost-effectiveness and security of the services we offer and further differentiate our products from those offered by our competitors. In addition to custom products for large clients, we develop off-the-shelf, decisioning technology platforms that are more cost effective for medium and smaller-sized clients. We also develop predictive scores and analytics, some of which leverage multiple data assets, to help clients acquire new customers and manage their existing customer relationships. We develop a broad array of industry, risk management, cross-sell and account acquisition models to enhance the precision of our clients' decisioning activities.
- **Invest in unique data sources.** We continue to invest in and acquire unique sources of credit and non-credit information to enhance the variety and quality of our services while increasing clients' confidence in information-based business decisions. Areas of focus for investment in new sources of data include, among others, positive payment data, real estate data and new commercial business data. We also have developed unique capabilities to integrate customer and third party data into our solution offerings to further enhance the decisioning solutions we develop for our customers.

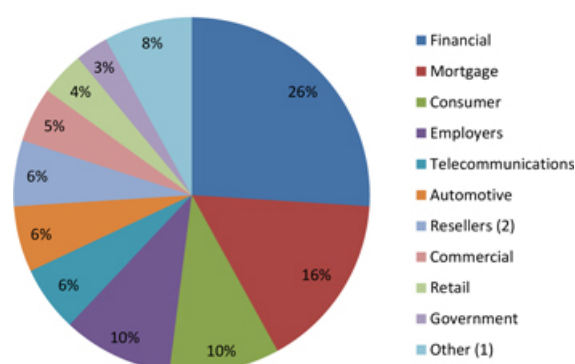
- **Pursue new vertical markets and expand into emerging markets.** We believe there are many opportunities to expand into emerging markets both in the U.S. and internationally. In the U.S., we have increased and broadened resources in key markets, including auto, insurance, telecommunications, and government, and we are delivering services ranging from identity authentication and management to risk management. We continue to invest in growing our ventures in Russia and India and continue to leverage our newer product offerings across all of our geographical business units and periodically enter new country markets through acquisitions or start up operations.



## MARKETS AND CLIENTS

Our products and services serve clients across a wide range of industries, including financial services, mortgage, human resources, consumer, commercial, telecommunications, retail, automotive, utilities, brokerage, healthcare and insurance industries, as well as state and federal governments. We also serve consumers directly. Our revenue stream is highly diversified with our largest client providing only 2% of total revenue. The following table summarizes the various end-user markets we serve:

**Percentage of 2013 Consolidated Revenue**



- (1) Other includes revenue from marketing services, insurance, healthcare and other miscellaneous end user markets.  
 (2) Predominantly sold to companies who serve the direct to consumer market and includes other small end user markets.

We market our products and services primarily through our own direct sales organization that is organized around sales teams that focus on client segments typically aligned by vertical markets and geography. Sales groups are based in our headquarters in Atlanta, Georgia, and field offices located in the U.S. and in the countries where we have operations. We also market our products and services through indirect channels, including alliance partners, joint ventures and other resellers. In addition, we sell through direct mail and various websites, such as [www.equifax.com](http://www.equifax.com).

Our largest geographic market segments are North America (the U.S. and Canada); Europe (the U.K., Spain and Portugal); and Latin America (Argentina, Chile, Costa Rica, Ecuador, El Salvador, Honduras, Mexico, Paraguay, Peru and Uruguay). We also maintain support operations in the Republic of Ireland. We offer consumer credit services in Russia and India through joint ventures and have an investment in the second largest consumer and commercial credit information company in Brazil.

Revenue from international clients, including end users and resellers, amounted to 23% of our total revenue in 2013, 24% of our total revenue in 2012 and 28% of our total revenue in 2011.

## PRODUCTS AND SERVICES

Our products and services help our clients make better decisions with higher levels of confidence by leveraging a broad array of data assets. Analytics are used to derive insights from the data that are most relevant for the client's decisioning needs. The data and insights are then processed through proprietary software and transmitted to the client's operating system to execute the decision.

The following chart summarizes the key products and services offered by each of the business units within our segments:

	USCIS			International			Workforce Solutions		North America Personal Solutions	North America Commercial Solutions
	OCIS	CFMS	Mortgage Services	Canada Consumer	Europe	Latin America	Verification Services	Employer Services		
Online consumer information	X		X	X	X	X	X		X	X
Database/portfolio management services	X	X	X				X			X
Business credit & demographic information		X			X	X				X
Scores and analytical services	X	X	X	X	X	X	X	X	X	X
Alert services	X	X	X	X	X		X		X	
Enabling technology services (i.e., decisioning platforms)	X		X	X	X	X				X
Identity management/authentication and fraud	X			X	X	X	X			X
Consumer financial marketing services		X	X	X	X	X				
Business marketing services					X	X				X
Direct to consumer credit monitoring	X			X	X				X	
Identity protection				X	X				X	
Employment, income and identity verification services							X			
Business process outsourcing (BPO)			X				X	X		

Each of our operating segments is described more fully below.

## USCIS

USCIS provides consumer information solutions to businesses in the U.S. through three business units, as follows:

**Online Consumer Information Solutions (OCIS).** OCIS products are derived from multiple large and comprehensive databases of consumer information that we maintain about individual consumers, including credit history, current credit status, payment history and consumer address information. Our clients utilize the information and analytical insights we provide to make decisions for a broad range of financial and business purposes, such as whether, and on what terms, to approve auto loans or credit card applications, whether to allow a consumer to open a new utility or telephone account. In addition, this information is used by our clients for cross selling additional products to existing customers, improving their underwriting and risk management decisions, and authenticating and verifying consumer identities. We also sell consumer and credit information to resellers who combine our information with other information to provide services to the mortgage, fraud and identity management, direct to consumer monitoring and other end user markets. Our software platforms and analytical capabilities can integrate all types of information, including third-party and client information, to enhance the insights and decisioning process to help further mitigate the risk of granting credit, predict the risk of bankruptcy, indicate the applicant's risk potential for account delinquency, ensure the identity of the consumer, and reduce exposure to fraud. These risk management services enable our clients to monitor risks and opportunities and proactively manage their consumer portfolios.

OCIS clients access products through a full range of electronic distribution mechanisms, including direct real-time access, which facilitates instant decisions. We also develop and host customized applications that enhance the decision-making process for our clients. These decisioning technology applications assist with a wide variety of decisioning activities, including determining pre-approved offers, cross-selling of various products, determining deposit amounts for telephone and utility companies, and verifying the identity of their consumer customers.

***Mortgage Solutions.*** Our Mortgage Solutions products, offered in the U.S., consist of specialized credit reports that combine information from the three major consumer credit reporting agencies (Equifax, Experian Group and TransUnion LLC) into a single “merged” credit report in an online format, commonly referred to as a tri-merge report. Mortgage lenders use these tri-merge reports in making their mortgage underwriting decisions. Additionally, we offer various “triggering” services designed to alert lenders to changes in a consumer’s credit status during the underwriting period and securitized portfolio risk assessment services for evaluating inherent portfolio risk.

***Consumer Financial Marketing Services (CFMS).*** Our CFMS products utilize consumer financial information enabling our clients to more effectively manage their marketing efforts, including targeting and segmentation; to identify and acquire new clients for their products and services; to develop portfolio strategies to minimize risk and maximize profitability; and to realize additional revenue from existing customers through more effective cross selling and up selling of additional products and services. These products utilize information derived from consumer information, including credit, income, asset, liquidity, net worth and spending activity, which also support many of our OCIS products. These data assets broaden the understanding of consumer financial potential and opportunity which can further drive high value decisioning and targeting solutions for our clients. We also provide account review services, which assist our clients in managing their existing customers and prescreen services that help our clients identify new opportunities with their customers. Clients for these products primarily include institutions in the banking, brokerage, retail, insurance and mortgage industries as well as companies primarily focused on digital and interactive marketing.

## **International**

The International operating segment includes our Canada Consumer, Europe and Latin America business units. These business units offer products that are similar to those available in the USCIS, North America Commercial and Personal Solutions operating segments, although data sources tend to rely more heavily on government agencies than in the U.S. We also offer specialized services that help our customers better manage risk in their consumer portfolios. This operating segment’s products and services generate revenue in Argentina, Canada, Chile, Costa Rica, Ecuador, El Salvador, Honduras, Mexico, Paraguay, Peru, Portugal, Spain, the U.K. and Uruguay. We also maintain support operations in the Republic of Ireland, Chile and Costa Rica. We offer consumer credit services in Russia and India through our investment in joint ventures and have an investment in the second largest consumer and commercial credit information company in Brazil.

***Canada Consumer.*** Similar to our OCIS, Mortgage Solutions and CFMS business units, Canada Consumer offers products derived from the credit information that we maintain about individual consumers. We offer many products in Canada, including credit reporting and scoring, consumer marketing, risk management, fraud detection and modeling services, identity management and authentication services, together with certain of our decisioning products that facilitate pre-approved offers of credit and automate a variety of credit decisions.

***Europe.*** Our European operation provides information solutions, marketing and personal solutions products. Information solutions and personal solutions products are generated from information that we maintain and include credit reporting and scoring, asset information, risk management, identity management and authentication services, fraud detection and modeling services. Most of these products are sold in the U.K. with a more limited set of information solutions products sold in Portugal and Spain. Our commercial products, such as business credit reporting and commercial risk management services, are only available in the U.K. Marketing products, which are similar to those offered in our CFMS business unit, are primarily available in the U.K. and, to a lesser extent, in Spain. Beginning in 2014, we also provide information and technology services to support the collections and recovery management industry.

***Latin America.*** Our Latin American operation provides consumer and commercial information solutions products, marketing products and personal solutions products. We offer a full range of products, generated from credit records that we maintain, including credit reporting and scoring, decisioning technology, risk management, identity management and authentication and fraud detection services. Our consumer products are the primary source of revenue in each of the countries in which we operate. We also offer various commercial products, which include credit reporting, decisioning tools and risk management services, in the countries we serve. Additionally, we provide a variety of consumer and commercial marketing products generated from our credit information databases, including business profile analysis, business prospect lists and database management. The countries in which we operate include Argentina, Chile, Costa Rica, Ecuador, El Salvador, Honduras, Mexico, Paraguay, Peru and Uruguay.

## Workforce Solutions

Workforce Solutions operates in the U.S. through two business units:

**Verification Services.** Verification Services include employment, income and social security number verification services. Our online verification services enable direct third-party verifiers including various governmental agencies, mortgage originators, credit card and automotive lenders and pre-employment screeners to verify the employee's employment status and income information. We also offer an offline research verification service, which expands employment verification to locate data outside our existing automated database. Our services also include IRS income verifications using the *IncomeChek*® product as well as identity verification through a secure, web-based portal using the *DirectChek*® product.

The Work Number is our key repository of employment and income data serving our verifier business and enabling employer human resource services. We rely on payroll data received from over 3,100 organizations, including almost three quarters of Fortune 500 companies, to regularly update the database. The updates occur as employers transmit data electronically to Equifax from their payroll systems. Employers contract to provide this data for specified periods under the terms of contracts which range from one to five years. We use this data to provide automated employment and income verification services to third-party verifiers as well as enabling employer services such as unemployment claims, I-9 and eVerify transactions and employer tax credits opportunities.

The fees we charge for these services are generally on a per transaction basis. After the expiration of the applicable contract, absent renewal by mutual agreement of the parties, we generally do not have any further right to use the employment data we obtained pursuant to the contract. We have not experienced significant turnover in the employer contributors to the database because we generally do not charge them to add their employment data to the database and the verification service we offer relieves them of the administrative burden and expense of responding to third party employment verification requests. The database contained approximately 235 million current and historic employment records at December 31, 2013.

**Employer Services.** These services are aimed at reducing the cost to the human resources function of businesses through a broad suite of services including assisting with employment tax matters designed to reduce the cost of unemployment claims through effective claims representation and management and efficient processing and to better manage the tax rate that employers are assessed for unemployment taxes; comprehensive services designed to research the availability of employment-related tax credits (e.g., the federal work opportunity and welfare to work tax credits and state tax credits), process the necessary filings and assist the client in obtaining the tax credit; W-2 management services (which include initial distribution, reissue and correction of W-2 forms); paperless pay services that enable employees to electronically receive pay statement information as well as review and change direct deposit account or W-4 information; integrated electronic time capture and reporting services; paperless new-hire services to bring new workers on board using electronic forms; I-9 management services designed to help clients electronically comply with the immigration laws that require employers to complete an I-9 form for each new hire; and onboarding services using online forms to complete the new hire process for employees of corporate and government agencies. We also offer analytical services enabling our customers to better understand the demographic profile and key statistical metrics of their workforce.

## North America Personal Solutions

Our Personal Solutions products give consumers information to enable them to understand and monitor their credit and monitor and help protect their identity primarily through our Equifax Complete, ID Patrol, Credit Watch and Score Watch monitoring products. Consumers can obtain credit file information about them and Equifax or FICO credit scores. Equifax products also offer monitoring features for consumers who are concerned about identity theft and data breaches, including credit report monitoring from all three bureaus, internet and bank account monitoring, lost wallet support, and the ability to lock and unlock the Equifax credit file. Our products are available to consumers in the United States and Canada directly primarily over the internet and indirectly through relationships with business partners who distribute our products or provide these services to their employees or customers.



## North America Commercial Solutions

Our Commercial Solutions products are derived from databases of credit, financial and marketing information regarding businesses in the U.S. and Canada. Databases we have compiled include loan, credit card, public records and leasing history data, trade accounts receivable performance, and Secretary of State and Securities and Exchange Commission registration information. We also offer scoring and analytical services that provide additional information to help mitigate the credit risk assumed by our clients. We also have a marketing database, which hosts approximately 59 million commercial demographic data records from around the world helping companies to identify corporate family structures for enterprise visibility of customers and suppliers. In addition, we are integrating information from other databases, such as asset information, that will make our marketing services offerings more valuable.

A portion of the business records included in the U.S. credit database has been developed in part from the Small Business Financial Exchange, Inc., or SBFE. SBFE members, including a number of commercial lending financial institutions, contribute their data to the member-owned SBFE database. Historically, we have had exclusive access to this database, though certain of the information in the database has been available to other commercial information providers. Beginning in 2013, the SBFE has been available to other companies.

## COMPETITION

The market for our products and services is highly competitive and is subject to constant change. Our competitors vary widely in size and the nature of the products and services they offer. Sources of competition are numerous and include the following:

- Competition for our consumer information solutions and personal solutions products varies by both application and industry, but generally includes two global consumer credit reporting companies, Experian Group and TransUnion LLC, both of which offer a product suite similar to our credit reporting solutions, and LifeLock, a national provider of personal identity theft protection products, as well as emerging competitors offering free credit scores. There are also a large number of competitors who offer competing products in specialized areas (such as fraud prevention, risk management and application processing and decisioning solutions) and software companies offering credit modeling services or analytical tools. We believe that our products offer our clients an advantage over those of our competitors because of the depth and breadth of our consumer information files, which we believe to be superior in terms of accuracy, coverage and availability. Other differentiators include our decisioning technology and the features and functionality of our analytical services. Our competitive strategy is to emphasize improved decision-making and product quality while remaining competitive on price. Our marketing services products also compete with the foregoing companies and others who offer demographic information products, including Acxiom Corporation, Harte-Hanks, Inc. and infoGROUP, Inc. We also compete with Fair Isaac Corporation with respect to certain of our analytical tools.
- Competition for our commercial solutions products primarily includes Experian, The Dun & Bradstreet Corporation and Cortera, Inc., and providers of these services in the international markets we serve. We believe our access to and knowledge of U.S. small business loan information from financial institutions combined with our consumer credit information in the case of small business owners enables more efficient and effective decision-making for the small business segment of that market.
- Competition for our employment and income verification services includes large employers who serve their own needs through in-house systems to manage verification as well as regional online verification companies, such as Verify Jobs and First Advantage, who offer verification services along with other human resources and tax services. Competition for Employer Services includes payroll processors such as Automatic Data Processing, Inc., or ADP, Paychex, Inc. and Ceridian Corporation. Competitors of our Tax Management Services include in-house management of this function primarily by large employers, ADP, and a number of smaller regional firms that offer tax management services (including Barnett Associates, Thomas & Thorngren, and UC Advantage).

While we believe that none of our competitors offers the same mix of products and services as we do, certain competitors may have a larger share of particular geographic or product markets or operate in geographic areas where we do not currently have a presence.

We assess the principal competitive factors affecting our markets to include: product attributes such as quality, depth, coverage, adaptability, scalability, interoperability, functionality and ease of use; product price; technical performance; access to unique proprietary databases; availability in application service provider, or ASP, format; quickness of response, flexibility and client services and support; effectiveness of sales and marketing efforts; existing market penetration; new product innovation; and our reputation as a trusted steward of information.

## TECHNOLOGY AND INTELLECTUAL PROPERTY

We generally seek protection under federal, state and foreign laws for strategic or financially important intellectual property developed in connection with our business. Certain intellectual property, where appropriate, is protected by registration under applicable trademark laws or by prosecution of patent applications. We own a number of patents registered in the U.S. and several in foreign countries. We also have certain registered trademarks, service marks, logos and internet URLs in the U.S. and in many foreign countries, the most important of which are “Equifax,” “The Work Number” and variations thereof. These marks are used in connection with most of our product lines and services. We believe that, in the aggregate, the rights under our patents and trademarks are generally important to our operations and competitive position, but we do not regard any of our businesses as being dependent upon any single patent or group of patents or trademark. However, certain Company trademarks, which contribute to our identity and the recognition of our products and services, including but not limited to the “Equifax” trademark, are an integral part of our business, and their loss could have a material adverse effect on us. We also protect certain of our confidential intellectual property and technology in compliance with trade secret laws and we protect disclosed confidential intellectual property and technology with nondisclosure agreements.

We license other companies to use certain data, software, and other technology and intellectual property rights we own or control, primarily as core components of our products and services, on terms that are consistent with customary industry standards and that are designed to protect our interest in our intellectual property. Other companies license us to use certain data, technology and other intellectual property rights they own or control. For example, we license credit-scoring algorithms and the right to sell credit scores derived from those algorithms from third parties for a fee. Additionally, such licenses do not contain early termination provisions except for standard provisions providing the right to terminate in the event of breach by the other party. We do not hold any franchises or concessions that are material to our business or results of operations.

## GOVERNMENTAL REGULATION

We are subject to a number of U.S. federal, state, local and foreign laws and regulations that involve matters central to our business. These laws and regulations may involve privacy, data protection, intellectual property, competition, consumer protection, anti-corruption, anti-bribery, employment, health, taxation or other subjects. In particular, we are subject to federal, state and foreign laws regarding the collection, protection, dissemination and use of non-public personal information we have in our possession and consumer financial protection. Foreign data and consumer protection, privacy and other laws and regulations are often more restrictive than those in the U.S. Failure to satisfy those legal and regulatory requirements, or the adoption of new laws or regulations, could have a material adverse effect of our results of operations, financial condition or liquidity.

U.S. federal and state and foreign laws and regulations are evolving and can be subject to significant change. In addition, the application and interpretation of these laws and regulations are often uncertain. These laws are enforced by federal, state and local regulatory agencies in the jurisdictions where we operate, and in some instances also through private civil litigation. There are also a number of legislative proposals pending before the U.S. Congress, various state legislative bodies, and foreign governments concerning consumer and data protection which could affect us.

### *Summary of U.S. Regulation Relating to Consumer and Data Protection*

Our U.S. operations are subject to numerous laws and regulations governing the collection, protection and use of consumer credit and other information, and imposing sanctions for the misuse of such information or unauthorized access to data. Many of these provisions also affect our customers’ use of consumer credit or other data we furnish.

Examples of the most significant of these laws include, but are not limited to, the following:

#### *Federal Laws and Regulation*

The Dodd-Frank Wall Street Reform and Consumer Protection Act of 2010 (“Dodd-Frank Act”) represented a comprehensive overhaul of the U.S. financial services industry. Among other things, Title X of the Dodd-Frank Act established a new, independent regulatory agency known as the Consumer Financial Protection Bureau (“CFPB”). The CFPB has broad powers to promulgate, administer and enforce consumer financial regulations, including those applicable to us and to many of our customers. Significant portions of federal regulatory oversight of the Fair Credit Reporting Act, as amended (“FCRA”), have been transferred from the Federal Trade Commission (“FTC”) to the CFPB. The CFPB is charged with defining “unfair, deceptive or abusive acts and practices”, known as “UDAAP”, and also may require reports and conduct examinations for purposes of assessing compliance with federal consumer financial protections laws; may obtain information about the business activities affecting consumers and compliance systems or procedures; and will devote resources to detecting and assessing risks to consumers and to markets for consumer financial products and services.

The CFPB may pursue administrative proceedings or litigation to enforce these laws and rules. In these proceedings, the CFPB can obtain cease and desist orders, which can include orders for restitution to consumers or rescission of contracts, as well as other kinds of affirmative relief, and monetary penalties ranging from \$5,000 per day for ordinary violations of federal consumer financial laws to \$25,000 per day for reckless violations, and \$1 million per day for knowing violations. Also, where a company has violated Title X of the Dodd-Frank Act, or CFPB regulations under Title X, the Dodd-Frank Act empowers state attorneys general and state regulators to bring civil actions for the kind of cease and desist orders available to the CFPB (but not for civil penalties).

Under UDAP, the CFPB has exercised its broad powers to examine the acts and practices of entities subject to its jurisdiction and declare those acts or practices to be unfair, deceptive or abusive. During 2013, the CFPB announced more than 20 enforcement actions and imposed more than \$73 million in civil penalties and \$2.7 billion in restitution.

If the CFPB or one or more state officials believe that we have committed a violation of the foregoing laws, they could exercise their enforcement powers in a manner that would have material adverse effect on us. We are currently the subject of investigations by state attorneys general and the CFPB as more fully described under Item 3. Legal Proceedings in the Form 10-K. At this time, we cannot predict the extent to which the Dodd-Frank Act, the resulting rules and regulations, including those of the CFPB, or exercise of its or other enforcement powers will impact our operational results, financial condition, or liquidity.

The CFPB confirmed in 2012 through rulemaking that we are subject to its supervisory, examination and enforcement authority. Examinations may include the filing of reports, reviewing materials we use to offer products and services and our compliance management systems and procedures. Our CFPB examinations to date have included our regulatory compliance management system and our North America Personal Solutions business unit (direct-to-consumer), and an examination is planned for our consumer dispute handling process. We are continuing to constructively engage with the CFPB on the results of completed or pending examinations.

- The Federal Trade Commission Act (“FTC Act”) prohibits unfair methods of competition and unfair or deceptive acts or practices. We must comply with the FTC Act when we market our services, such as consumer credit monitoring services offered through our Personal Solutions unit. The security measures we employ to safeguard the personal data of consumers could also be subject to the FTC Act, and failure to safeguard data adequately may subject us to regulatory scrutiny or enforcement action. There is no private right of action under the FTC Act.
- The FCRA regulates consumer reporting agencies, including us, as well as data furnishers and users of consumer reports such as banks and other companies. FCRA provisions govern the accuracy, fairness and privacy of information in the files of consumer reporting agencies (“CRAs”) that engage in the practice of assembling or evaluating certain information relating to consumers for certain specified purposes. The FCRA limits the type of information that may be reported by CRAs, limits the distribution and use of consumer reports and establishes customer rights to access and dispute their credit files. CRAs are required to follow reasonable procedures to assure maximum possible accuracy of the information concerning the individual about whom the report relates and if a consumer disputes the accuracy of any information in the consumer’s file to conduct a reasonable reinvestigation. CRAs are required to make available to consumers a free annual credit report. The FCRA imposes many other requirements on CRAs, data furnishers and users of consumer report information. Violation of the FCRA can result in civil and criminal penalties. The FCRA contains an attorney fee shifting provision to provide an incentive for consumers to bring individual or class action lawsuits against a CRA for violations of the FCRA. Regulatory enforcement of the FCRA is by the Federal Trade Commission (“FTC”), the CFPB, and the State Attorneys General, acting alone or in concert with one another.
- The Financial Services Modernization Act of 1999, or Gramm-Leach-Bliley Act (“GLB Act”), regulates, among other things, the use of non-public personal financial information of consumers that is held by financial institutions, including us. We are subject to various GLB Act provisions, including rules relating to the use or disclosure of the underlying data and rules relating to the physical, administrative and technological protection of non-public personal financial information. Breach of the GLB Act can result in civil and/or criminal liability and sanctions by regulatory authorities, such as fines of up to \$100,000 per violation and up to five years imprisonment for individuals. Regulatory enforcement of the GLB Act is under the purview of the FTC and State Attorneys General, acting alone or in concert with each other.
- The Credit Repair Organizations Act (“CROA”) regulates companies that claim to be able to assist consumers in improving their credit standing. There have been efforts to apply the CROA to credit monitoring services offered by consumer reporting agencies and others. CROA allows for a private right of action and permits consumers to recover all money paid for alleged “credit repair” services in the event of violation.

### *State Laws and Regulation Relating to Consumer and Data Protection*

- A number of states have enacted requirements similar to the federal FCRA. Some of these state laws impose additional, or more stringent, requirements than the FCRA, especially in connection with the investigations and responses to reported inaccuracies in consumer reports. The FCRA preempts some of these state laws, but the scope of preemption continues to be defined by the courts. The state of Vermont is grandfathered under the original FCRA requirements and thus we are subject to additional requirements to comply with Vermont law.
- Most states and the District of Columbia have passed laws that give consumers the right to place a security freeze on their credit reports to prevent others from opening new accounts or obtaining new credit in their name. These laws place differing requirements on credit reporting agencies with respect to how and when to respond to such credit file freeze requests and in the fees, if any, the agencies may charge for freeze-related actions.
- A majority of states have adopted versions of data security breach laws that require notification of affected consumers in the event of a breach of personal information. Some of these laws require additional data protection measures which exceed the GLB Act data safeguarding requirements. If data within our system is compromised by a breach, we may be subject to provisions of various state security breach laws.

### *Summary of International Regulation Relating to Consumer and Data Protection*

We are subject to various data protection, privacy and consumer credit laws and regulations in the foreign countries where we operate including among others the following:

- In Canada, federal and provincial privacy and provincial laws govern how we collect, use or disclose personal information in the course of our commercial activities. The federal Personal Information Protection and Electronic Documents Act of 2000 gives individuals the right to access and request correction of their personal information collected by us, and requires compliance with the Canadian Standard Association Model Code for the Protection of Personal Information covering accountability and identifying purposes, consent, collection, use, disclosure, retention, accuracy, safeguards, individual access and compliance. The federal and provincial privacy regulators have powers of investigation and intervention, and provisions of Canadian law regarding civil liability apply in the event of unlawful processing which is prejudicial to the persons concerned. The European Union, or EU, recognizes Canada as having adequate levels of protection for personal data transfers and processing.
- In the U.K., we are subject, effective April 1, 2014, to a new regulatory framework which provides for primary regulation by the Financial Conduct Authority (the “FCA”). The FCA focuses on consumer protection and market regulation as well as prudential supervision of all other regulated financial institutions. The FCA has significant powers, including the power to regulate conduct related to the marketing of financial products, specify minimum standards and to place requirements on products, impose unlimited fines, and to investigate organizations and individuals. In addition, the FCA is able to ban financial products for up to a year while considering an indefinite ban; it will have the power to instruct firms to immediately retract or modify promotions which it finds to be misleading, and to publish such decisions. Our core credit reporting (“credit reference”) and debt collections services businesses in the U.K. are subject to FCA supervision and we will require certain corporate and “approved person” authorizations from the FCA to carry on such businesses. The FCA has not yet fixed the date when credit reference agencies or collection businesses must apply for this authorization. We are preparing to submit our license applications on or about October 1, 2014, which is the earliest date the FCA may require applications. Although we do not currently anticipate any issues in receiving authorization, to the extent applicable licenses are not obtained in a timely manner, or at all, we may not conduct these businesses in the U.K.
- In Europe, we are subject to the European Union (“EU”) data protection regulations, including the comprehensive 1995 European Union Data Protection Directive. The EU regulations establish several obligations that organizations must follow with respect to use of personal data, including a prohibition on the transfer of personal information from the EU to other countries whose laws do not protect personal data to an “adequate” level of privacy or security. The EU standard for adequacy is generally stricter and more comprehensive than that of the U.S. and most other countries where Equifax operates. In the U.K., in addition to the EU Directive on Data Protection, the Data Protection Act of 1998 regulates the manner in which we can use third-party data. In addition, regulatory limitations affect our use of the Electoral Roll, one of our key data sources in the U.K. Generally, the data underlying the products offered by our U.K. Information Services and Personal Solutions product lines, excluding our Commercial Services products, are subject to these regulations. In Spain and Portugal, the privacy laws which are subject to the EU Directive on Data Protection regulate all credit bureau and personal solutions activities. Regulation relating to the 1995 EU Data Protection Directive was proposed in 2012 by the European Commission and is currently being considered by European legislative bodies that among other things, could tighten data protection requirements and make enforcement more rigorous, for example, by streamlining enforcement at a European level, introducing data breach notification requirements and increasing penalties for non-compliance.

· In Latin America, consumer reporting, data protection and privacy laws and regulations exist in various forms in Argentina, Chile, Costa Rica, Ecuador, El Salvador, Paraguay, Peru and Uruguay. Argentina and Uruguay generally follow the EU data protection model, and the EU recognizes Argentina's laws as providing adequate levels of protection for personal data transfers and processing. Among other protections, laws in all of these countries generally allow individuals to access and request corrections of personal data.

· Constitutional laws in Argentina, Chile, Ecuador, Peru and Uruguay also establish specific privacy rights, and judicial proceedings may be used to enforce them. The Chilean legislature is considering a comprehensive data protection bill, and a separate bill that would create a publicly-managed consumer credit registry; although each of these bills would introduce a new framework to allow the government to regulate the collection and use of personal data, including credit data, they are expected to have only a limited impact on our business in Chile. Ecuador's National Assembly recently approved a law to replace private sector credit bureaus with a state-run registry which when implemented would materially impact our local credit reporting operations in Ecuador. Ecuador, however, represents less than three percent of our anticipated revenue and operating profit for our International business unit and is not material to our consolidated results of operations. The government has not issued regulations yet to implement the changes, and has indicated that private sector companies will be permitted to provide unspecified credit reference services. Ecuador's WTO/GATT commitments include no market access or national treatment limits for credit reference services. The law provided a transition period throughout 2013 for the development and introduction of the new registry and that transition period has been extended through 2014. Legislation has also been proposed in Argentina and Uruguay that would amend existing credit reporting laws by prohibiting the use of certain data for credit reference purposes, shorten the period during which data may be used and create new access and notification rights for data subjects. The Argentinean legislation has not proceeded beyond the introductory debate stage, and the Uruguayan government does not support the legislation proposed in that country. Costa Rica is finalizing regulations that will be issued under its data protection legislation. While the potential impact of the foregoing regulatory changes is unlikely to be material in the aggregate to the results of our International operations, if the market opportunity were to be restricted significantly in Argentina or Chile, and/or in a combination of the smaller Latin American countries in which we operate, the impact on our International operating results could be material.

· In India, various legislation including the Information Technology Act 2000 and the Credit Information Companies Regulation Act of 2005 establishes a federal data protection framework. Entities that collect and maintain personal credit information must ensure that it is complete, accurate and safeguarded, and must adopt certain privacy principles with respect to collecting, processing, preserving, sharing and using such credit information. The Indian parliament has passed legislation that would allow individuals to sue for damages in the case of a data breach, if the entity negligently failed to implement reasonable security practices and procedures to protect personal data. Our Indian joint venture is subject to regulation by the Reserve Bank of India, which is the Indian central bank.

#### ***Tax Management Services***

The Tax Management Services business within our Workforce Solutions segment is potentially impacted by changes in renewal or non-renewal of U.S. tax laws or interpretations, for example, those pertaining to work opportunity tax credits and unemployment compensation claims.

#### **PERSONNEL**

Equifax employed approximately 7,000 employees in 19 countries as of December 31, 2013. None of our U.S. employees are subject to a collective bargaining agreement and no work stoppages have been experienced. Pursuant to local laws, certain of our employees in Argentina and Spain are covered under government-mandated collective bargaining regulations that govern general salary and compensation matters, basic benefits and hours of work. In some of our non-U.S. subsidiaries, certain of our employees are represented by workers' councils or statutory labor unions.

## EXECUTIVE OFFICERS OF EQUIFAX

The executive officers of Equifax and their ages and titles are set forth below. Business experience and other information is provided in accordance with SEC rules.

*Richard F. Smith (54)* has been Chairman and Chief Executive Officer since December 2005. He was named Chairman-Elect and Chief Executive Officer effective September 2005. Prior to that, Mr. Smith served as Chief Operating Officer, GE Insurance Solutions, from 2004 to September 2005 and President and Chief Executive Officer of GE Property and Casualty Reinsurance from 2003 to 2004.

*Lee Adrean (62)* has been Corporate Vice President and Chief Financial Officer since October 2006. Prior to joining Equifax, he served as Executive Vice President and Chief Financial Officer of NDCHealth Corporation from 2004 to 2006. Prior thereto, he served as Executive Vice President and Chief Financial Officer of EarthLink, Inc. from 2000 until 2004.

*John J. Kelley III (53)* has been Corporate Vice President and Chief Legal Officer since January 2013. He was a senior partner in the Corporate Practice Group of the law firm of King & Spalding LLP from January 1993 to December 2012, specializing in a broad range of corporate finance transactions and securities matters, advising public clients regarding SEC reporting and disclosure requirements, and other corporate governance and compliance matters.

*Coretha M. Rushing (57)* has been Corporate Vice President and Chief Human Resources Officer since 2006. Prior to joining Equifax, she served as an executive coach and HR Consultant with Atlanta-based Cameron Wesley LLC. Prior thereto, she was Senior Vice President of Human Resources at The Coca-Cola Company, where she was employed from 1996 until 2004.

*Paul J. Springman (68)* has served as Corporate Vice President and Chief Marketing Officer since February 2004. Prior thereto, he was head of the Predictive Sciences unit from August 2002 until February 2004.

*David C. Webb (58)* became Chief Information Officer in January 2010. Prior thereto, he served as Chief Operations Officer for SVB Financial Corp. from 2008, and from 2004 to 2008 was Chief Information Officer. Mr. Webb was Vice President, Investment Banking Division at Goldman Sachs, a leading global investment banking, securities and investment management firm, from 1999 to 2004. He was Chief Information Officer at Bank One from 1997 to 1999.

*Rodolfo O. Ploder (53)* has been President, U.S. Consumer Information Solutions since July 2010. Prior thereto, he served as President, International from January 2007 until June 2010. Prior thereto, he was Group Executive, Latin America from February 2004 to January 2007.

*J. Dann Adams (56)* has been President of Equifax's Workforce Solutions subsidiary since July 2010. Prior thereto, he served as President, U.S. Consumer Information Solutions from 2007 to June 2010. Prior thereto, he served as Group Executive, North America Information Services from November 2003 until December 2006.

*Paulino R. Barros (57)* has been President, International since July 2010. Prior thereto, he served as President of PB&C Global Investments, LLC, an international consulting and investment firm. Prior thereto, he was President of Global Operations for AT&T.

*Joseph M. Loughran, III (46)* has been President, North America Personal Solutions since January 4, 2010. Prior thereto, he was Senior Vice President — Corporate Development from April 2006 to December 2009. Prior to joining Equifax, he held various executive roles at BellSouth Corporation from May 2001 to April 2006, including most recently Managing Director-Corporate Strategy and Planning from May 2005 to April 2006.

*Alejandro ("Alex") Gonzalez (44)* has been President, North America Commercial Solutions since January 2010. Prior thereto, he was Senior Vice President of Strategic Marketing from January 2006 to December 2009, and Customer Experience Leader for GE Insurance Solutions from January 2005 to December 2005.

*Nuala M. King (60)* has been Senior Vice President and Controller since May 2006. Prior thereto, she was Vice President and Corporate Controller from March 2004 to April 2006. Prior to joining Equifax, Ms. King served as Corporate Controller for UPS Capital from March 2001 until March 2004.

## **FORWARD-LOOKING STATEMENTS**

This report contains information that may constitute “forward-looking statements.” Generally, the words “believe,” “expect,” “intend,” “estimate,” “anticipate,” “project,” “will” and similar expressions identify forward-looking statements, which generally are not historical in nature. All statements that address operating performance, events or developments that we expect or anticipate will occur in the future are forward-looking statements. Management believes that these forward-looking statements are reasonable as and when made. However, forward-looking statements are subject to certain risks and uncertainties that could cause actual results to differ materially from our Company’s historical experience and our present expectations or projections, including without limitation our expectations regarding the Company’s outlook, long-term organic and inorganic growth, and customer acceptance of our business solutions referenced above under “Business” and below under “Business Environment and Company Outlook.” These risks and uncertainties include, but are not limited to, those described below in Item 1A. Risk Factors, and elsewhere in this report and those described from time to time in our future reports filed with the United States Securities and Exchange Commission, or SEC. As a result of such risks and uncertainties, we urge you not to place undue reliance on any such forward-looking statements. Forward-looking statements speak only as of the date when made. We undertake no obligation to publicly update or revise any forward-looking statements, whether as a result of new information, future events or otherwise, except as required by law.

## **AVAILABLE INFORMATION**

Detailed information about us is contained in our annual reports on Form 10-K, quarterly reports on Form 10-Q, current reports on Form 8-K, proxy statements and other reports, and amendments to those reports, that we file with, or furnish to, the SEC. These reports are available free of charge at our website, [www.equifax.com](http://www.equifax.com), as soon as reasonably practicable after we electronically file such reports with or furnish such reports to the SEC. However, our website and any contents thereof should not be considered to be incorporated by reference into this document. We will furnish copies of such reports free of charge upon written request to Corporate Secretary, Equifax Inc., P.O. Box 4081, Atlanta, Georgia, 30302.

## ITEM 1A. RISK FACTORS

All of the risks and uncertainties described below and the other information included in this Form 10-K should be considered and read carefully. The risks described below are not the only ones facing us. The occurrence of any of the following risks or additional risks and uncertainties not presently known to us or that we currently believe to be immaterial could materially and adversely affect our business, financial condition or results of operations. This Form 10-K also contains forward-looking statements and estimates that involve risks and uncertainties. Our actual results could differ materially from those anticipated in the forward-looking statements as a result of specific factors, including the risks and uncertainties described below.

### *Uncertain general economic conditions could materially adversely affect us.*

Although there has been some improvement in overall global macroeconomic conditions in 2013, we and our customers continue to be sensitive to negative changes in general economic conditions, both inside and outside the U.S. Business customers use our credit information and related analytical services and data to process applications for new credit cards, automobile loans, home and equity loans and other consumer loans, and to manage their existing credit relationships. Bank and other lenders' willingness to extend credit is adversely affected by elevated consumer delinquency and loan losses in a weak economy. Consumer demand for credit (i.e., rates of spending and levels of indebtedness) also tends to grow more slowly or decline during periods of economic contraction or slow economic growth. High or rising rates of unemployment and interest, declines in income, home prices, or investment values, lower consumer confidence and reduced access to credit adversely affect demand for our products and services, and consequently our revenue, as consumers may continue to postpone or reduce their spending and use of credit, and lenders may reduce the amount of credit offered or available.

In particular, our total mortgage-related revenue slowed dramatically in the second half of 2013, a trend we expect will continue through the first half of 2014. Mortgage-related revenue was approximately 17% of our consolidated revenue in 2013. For further information, see the "Business Environment and Company Outlook" and other sections of the Management's Discussion and Analysis" in this Form 10-K.

### *The loss of access to credit, employment, financial and other data from external sources could harm our ability to provide our products and services.*

We rely extensively upon data from external sources to maintain our proprietary and non-proprietary databases, including data received from customers, strategic partners and various government and public record sources. This data includes the widespread and voluntary contribution of credit data from most lenders in the U.S and many other markets as well as the contribution of data under proprietary contractual agreements, such as employers' contribution of employment and income data to The Work Number, financial institutions' contribution of individual financial data to IXI, telecommunications, cable and utility companies' contribution of payment and fraud data to the National Cable, Telecommunications and Utility Exchange, and financial institutions' contribution of small business borrowing information to the Small Business Financial Exchange. Although historically we have not experienced material issues in this regard, our data sources could withdraw, delay receipt of or increase the cost of their data provided to us for a variety of reasons, including legislatively or judicially imposed restrictions on use, security breaches or competitive reasons. Where we currently have exclusive use of data, the providers of the data sources could elect to make the information available to competitors. We also compete with several of our third-party data suppliers. If a substantial number of data sources or certain key data sources were to withdraw or be unable to provide their data, if we were to lose access to data due to government regulation, if we lose exclusive right to the use of data, or if the collection of data becomes uneconomical, our ability to provide products and services to our clients could be materially adversely impacted, which could result in decreased revenue, net income and earnings per share. There can be no assurance that we would be able to obtain data from alternative sources if our current sources become unavailable.



***Our markets are highly competitive and new product introductions and pricing strategies being offered by our competitors could decrease our sales and market share or require us to enhance our products and services or reduce our prices in a manner that reduces our operating margins.***

We operate in a number of geographic, product and service markets that are highly competitive. Competitors may develop products and services that are superior to or that achieve greater market acceptance than our products and services. The size of our competitors varies across market segments, as do the resources we have allocated to the segments we target. Therefore, some of our competitors may have significantly greater financial, technical, marketing or other resources than we do in one or more of our market segments, or overall. As a result, our competitors may be in a position to respond more quickly than we can to new or emerging technologies and changes in customer requirements, or may devote greater resources than we can to the development, enhancement, promotion, sale and support of products and services. Moreover, new competitors or alliances among our competitors may emerge and potentially reduce our market share, revenue or margins.

We also sell our information to competing firms, and buy information from certain of our competitors, in order to sell “tri-bureau” and other products, most notably into the mortgage and direct to consumer markets. Changes in prices between competitors for this information and/or changes in the design or sale of tri-bureau versus single bureau product offerings may affect our revenue or profitability.

Some of our competitors may choose to sell products competitive to ours at lower prices by accepting lower margins and profitability, or may be able to sell products competitive to ours at lower prices given proprietary ownership of data, technological superiority or economies of scale. Price reductions by our competitors could negatively impact our margins and results of operations and could also harm our ability to obtain new customers on favorable terms. Historically, certain of our key products have experienced declines in per unit pricing due to competitive factors and customer demand. Since a significant portion of our operating expenses is relatively fixed in nature due to sales, information technology and development and other costs, if we were unable to respond quickly enough to changes in competition or customer demand, we could experience further reductions in our operating margins.

***If we do not introduce successful new products, services and analytical capabilities in a timely manner, our competitiveness and operating results will suffer.***

We generally sell our products in industries that are characterized by rapid technological changes, frequent new product and service introductions and changing industry standards. In addition, certain of the markets in which we operate are seasonal and cyclical. Without the timely introduction of new products, services and enhancements, our products and services will become technologically or commercially obsolete over time, in which case our revenue and operating results would suffer. The success of our new products and services will depend on several factors, including our ability to properly identify customer needs; innovate and develop new technologies, services and applications; successfully commercialize new technologies in a timely manner; produce and deliver our products in sufficient volumes on time; differentiate our offerings from competitor offerings; price our products competitively; anticipate our competitors’ development of new products, services or technological innovations; and control product quality in our product development process.

***Security breaches and other disruptions to our information technology infrastructure could interfere with our operations, and could compromise Company, customer and consumer information, exposing us to liability which could cause our business and reputation to suffer.***

In the ordinary course of business, we rely upon information technology networks and systems, some of which are managed by third parties, to process, transmit and store electronic information, and to manage or support a variety of business processes and activities, including business-to-business and business-to-consumer electronic commerce and internal accounting and financial reporting systems. Additionally, we collect and store sensitive data, including intellectual property, proprietary business information and personally identifiable information of our customers, employees, consumers and suppliers, in data centers and on information technology networks. The secure and uninterrupted operation of these networks and systems, and of the processing and maintenance of this information, is critical to our business operations and strategy.

Despite our substantial investment in physical and technological security measures, employee training, contractual precautions and business continuity plans, our information technology networks and infrastructure or those of our third party vendors and other service providers could be vulnerable to damage, disruptions, shutdowns, or breaches of confidential information due to criminal conduct, denial of service or other advanced persistent attacks by hackers, breaches due to employee error or malfeasance, or other disruptions during the process of upgrading or replacing computer software or hardware, power outages, computer viruses, telecommunication or utility failures or natural disasters or other catastrophic events.

We are regularly the target of attempted cyber and other security threats and must continuously monitor and develop our information technology networks and infrastructure to prevent, detect, address and mitigate the risk of unauthorized access, misuse, computer viruses and other events that could have a security impact. Although we have not experienced any material breach of cybersecurity, if one or more of such events occur, this potentially could compromise our networks and the information stored there could be accessed, publicly disclosed, lost or stolen. Any such access, disclosure or other loss of information could subject us to litigation, significant losses, regulatory fines, penalties or reputational damage, any of which could have a material effect on our cash flows, competitive position, financial condition or results of operations. Our property and business interruption insurance may not be adequate to compensate us for all losses or failures that may occur. Also, our third party insurance coverage will vary from time to time in both type and amount depending on availability, cost and our decisions with respect to risk retention.

***Our customers and we are subject to various current governmental regulations, and could be affected by new laws or regulations, compliance with which may cause us to incur significant expenses and change our business practices, and if we fail to maintain satisfactory compliance with certain regulations, we could be subject to civil or criminal penalties.***

We are subject to a number of U.S. and state and foreign laws and regulations relating to consumer privacy, data and financial protection. The Fair Credit Reporting Act (FCRA) regulates the disclosure of consumer credit reports by consumer reporting agencies and the use of consumer report information by banks and other companies. These regulations are complex, change frequently, have tended to become more stringent over time, and are subject to administrative interpretation and judicial construction in ways that could harm our business. Foreign data protection, privacy, consumer protection and other laws and regulations are often more restrictive than those in the U.S. There are also a number of legislative proposals pending before the U.S. Congress, various state legislative bodies and foreign governments concerning data protection that could affect us. For example, new data protection regulations currently being considered by the European Union ("EU") legislative bodies propose more stringent operational requirements for entities processing personal information, such as stronger safeguards for data transfers to non-EU countries, reliance on express consent from data subjects (as opposed to assumed or implied consent), a right to require data processors to delete personal data, and stronger enforcement authorities and mechanisms.

The federal Dodd-Frank Act enacted in 2010 established the Consumer Financial Protection Bureau (CFPB) which has broad powers to regulate the offering of consumer financial products or services under federal consumer financial laws. The CFPB is authorized to adopt rules, supervise and examine, and enforce and administer federal consumer laws, including most aspects of the FCRA and other laws applicable to us and our financial customers, and specifically to prohibit "unfair, deceptive or abusive acts or practices" ("UDAAP"). The Dodd-Frank Act also empowers state attorneys general to bring civil actions to enforce the FCRA and CFPB regulations. The review of products and practices to prevent unfair, deceptive or abusive conduct will be a continuing focus of the CFPB. Utilizing its UDAAP authority, the CFPB has exercised its broad powers to examine the acts and practices of entities subject to its jurisdiction and declare those acts or practices, without notice, to be unfair, deceptive, or abusive. During 2013, the CFPB announced more than 20 enforcement actions and imposed more than \$73 million in civil penalties and \$2.7 billion in restitution. We are currently the subject of investigations by state attorneys general and the CFPB as more fully described under Item 3 Legal Proceedings in this Form 10-K.

In the U.K., we are subject, effective April 1, 2014, to a new regulatory framework which provides for primary regulation by the Financial Conduct Authority (the "FCA"). The FCA focuses on consumer protection and market regulation as well as prudential supervision of all other regulated financial institutions. Our core credit reporting ("credit reference") and debt collections services businesses in the U.K. are subject to FCA supervision and we will require certain corporate and "approved person" authorizations from the FCA to carry on such businesses. The FCA has not yet fixed the date when credit reference agencies or collection businesses must apply for this authorization. We are preparing to submit our license applications on or about October 1, 2014, which is the earliest date the FCA may require applications. Although we do not currently anticipate any issues in receiving authorization, to the extent applicable licenses are not obtained in a timely manner, or at all, we may not conduct these businesses in the U.K.

We are devoting substantial compliance, legal and operational business resources to facilitate compliance with applicable rules, cooperate with CFPB supervisory examinations, and respond to other state and federal investigations of our business practices. Any failure by us to comply with, or remedy any violations of, applicable laws and regulations could result in the curtailment of certain of our operations, the imposition of fines and penalties, and restrictions on our ability to carry on or expand our operations. In addition, because many of our products are regulated or sold to customers in various industries, we must comply with additional regulations in marketing our products. We cannot predict the ultimate impact on our business of new or proposed CFPB, FCA or other rules, supervisory examinations or government investigations or enforcement actions.

These laws and regulations (as well as actions that may be taken by legislatures and regulatory bodies in other countries) and the consequences of any violation could limit our ability to pursue business opportunities we might otherwise consider engaging in, impose additional costs on us, result in significant loss of revenue, result in significant restitution and fines, impact the value of assets we hold, or otherwise significantly adversely affect our business. See “Item 1. Business – Government Regulation” in this Form 10-K.

***We are regularly involved in claims, suits, government investigations, supervisory examinations and other proceedings that may result in adverse outcomes.***

We are regularly involved in claims, suits, government investigations, supervisory examinations and regulatory proceedings arising from the ordinary course of our business, including actions with respect to consumer protection and data protection, including purported class action lawsuits. Such claims, suits, government investigations, and proceedings are inherently uncertain and their results cannot be predicted with certainty. Regardless of their outcome, such legal proceedings can have an adverse impact on us because of legal costs, diversion of management and other personnel, and other factors. In addition, it is possible that a resolution of one or more such proceedings could result in reputational harm, liability, penalties, or sanctions, as well as judgments, consent decrees, or orders preventing us from offering certain features, functionalities, products, or services, or requiring a change in our business practices, products or technologies, which could in the future materially and adversely affect our business, operating results, and financial condition. The number of consumer lawsuits against us alleging a violation of FCRA has increased substantially over the past several years.

***The acquisition, integration or divestiture of businesses by us may not produce the desired financial or operating results.***

During 2013, we acquired TrustedID, a direct-to-consumer identity protection business, and several smaller international businesses. We also completed the integration of the credit services business and assets we acquired from CSC Credit Services, Inc. on December 28, 2012 for \$1.0 billion. In January 2014, we acquired TDX Group, a debt placement service and debt management platform company in the United Kingdom for approximately \$327 million. Expected benefits, synergies and growth from these initiatives may not materialize as planned. We may have difficulty assimilating new businesses and their products, services, technologies and personnel into our operations. These difficulties could disrupt our ongoing business, distract our management and workforce, increase our expenses and materially adversely affect our operating results and financial condition. Also, we may not be able to retain key management and other critical employees after an acquisition.

***Dependence on outsourcing certain portions of our supply and distribution chain may adversely affect our ability to bring products to market and damage our reputation. Dependence on outsourced information technology and other administrative functions may impair our ability to operate effectively.***

As part of our efforts to streamline operations and to reduce operating costs, we have outsourced various components of our application development, information technology, operational support and administrative functions and will continue to evaluate additional outsourcing. Although we have implemented service level agreements and have established monitoring controls, if our outsourcing vendors fail to perform their obligations in a timely manner or at satisfactory quality levels, our ability to bring products to market and support our customers, and our reputation could suffer. Any failure to perform on the part of these third party providers could impair our ability to operate effectively and could result in lower future revenue, unexecuted efficiencies and adversely impact our results of operations and our financial condition. Much of our outsourcing takes place in developing countries and, as a result, may be subject to geopolitical uncertainty.

***The impact of consolidation in our customer end markets is difficult to predict and may harm our business.***

The financial services, mortgage, retail and telecommunications industries to which we sell our products and services are intensely competitive and have been subject to increasing consolidation. Continuation of the consolidation trends in these and other industries could result in lower average prices for the larger combined entities, lower combined purchases of our services than were purchased cumulatively by separate entities prior to consolidation or existing competitors increasing their market share in newly consolidated entities, which could have a material adverse effect on our business, financial condition and results of operations. We may not be able to compete successfully in an increasingly consolidated industry and cannot predict with certainty how industry consolidation will affect our competitors or us.

***The demand for some of our products and services may be negatively impacted to the extent the availability of free or less expensive consumer information increases.***

Public or commercial, sources of free or relatively inexpensive consumer credit, credit score and other information have become increasingly available, particularly through the internet, and this trend is expected to continue. Governmental agencies in particular have increased the amount of information to which they provide free public access and these or other sources of free or relatively inexpensive consumer information from competitors or other commercial sources may reduce demand for our services, particularly in our USCIS and Personal Solutions business units. To the extent that our customers choose not to obtain services from us and instead rely on information obtained at no cost or relatively inexpensively from these public sources, our business, financial condition and results of operations may be adversely affected.

***Our retirement and post-retirement pension plans are subject to financial market risks that could adversely affect our future results of operations and cash flows.***

We have significant retirement and post retirement pension plan assets and obligations. The performance of the financial markets and interest rates impact our plan expenses and funding obligations. Significant decreases in market interest rates, decreases in the fair value of plan assets and investment losses on plan assets will increase our funding obligations, and adversely impact our results of operations and cash flows.

***If our government contracts are terminated, if we are suspended from government work, or if our ability to compete for new contracts is adversely affected, our business could suffer.***

We derive a portion of our revenue from direct and indirect sales to U.S., state, local and foreign governments and their respective agencies. Such contracts are subject to various procurement laws and regulations, and contract provisions relating to their formation, administration and performance. Failure to comply with these laws, regulations or provisions in our government contracts could result in the imposition of various civil and criminal penalties, termination of contracts, forfeiture of profits, suspension of payments, or suspension of future government contracting. If our government contracts are terminated, if we are suspended from government work, or if our ability to compete for new contracts is adversely affected, our business could suffer.

***Third parties may claim that we are infringing their intellectual property and we could suffer significant litigation or licensing expenses or be prevented from selling products or services.***

From time to time, third parties may claim that one or more of our products or services infringe their intellectual property rights. We analyze and take action in response to such claims on a case by case basis. Any dispute or litigation regarding patents or other intellectual property could be costly and time-consuming due to the complexity of our technology and the uncertainty of intellectual property litigation and could divert our management and key personnel from our business operations. A claim of intellectual property infringement could force us to enter into a costly or restrictive license agreement, which might not be available under acceptable terms or at all, or could subject us to significant damages or to an injunction against development and sale of certain of our products or services. Our intellectual property portfolio may not be useful in asserting a counterclaim, or negotiating a license, in response to a claim of intellectual property infringement. In certain of our businesses we rely on third party intellectual property licenses and we cannot ensure that these licenses will be available to us in the future on favorable terms or at all.

***Third parties may infringe our intellectual property and we may suffer competitive injury or expend significant resources enforcing our rights.***

Our success increasingly depends on our proprietary technology. We rely on various intellectual property rights, including patents, copyrights, database rights, trademarks and trade secrets, as well as confidentiality provisions and licensing arrangements, to establish our proprietary rights. The extent to which such rights can be protected varies in different jurisdictions. If we do not enforce our intellectual property rights successfully our competitive position may suffer which could harm our operating results. Our pending patent applications, and our pending copyright and trademark registration applications, may not be allowed or competitors may challenge the validity or scope of our patents, copyrights or trademarks. In addition, our patents, copyrights, trademarks and other intellectual property rights may not provide us a significant competitive advantage.

We may need to spend significant resources monitoring our intellectual property rights and we may or may not be able to detect infringement by third parties. Our competitive position may be harmed if we cannot detect infringement and enforce our intellectual property rights quickly or at all. In some circumstances, enforcement may not be available to us because an infringer has a dominant intellectual property position or for other business reasons. In addition, competitors might avoid infringement by designing around our intellectual property rights or by developing non-infringing competing technologies. Intellectual property rights and our ability to enforce them may be unavailable or limited in some countries which could make it easier for competitors to capture market share and could result in lost revenue.

***Economic, political and other risks associated with international sales and operations could adversely affect our results of operations.***

Sales outside the U.S. comprised 23% of our net operating revenue in 2013 and, as a result, our business is subject to various risks associated with doing business internationally. We anticipate that revenue from international operations will continue to represent an increasing portion of our total revenue. In addition, many of our employees, suppliers, job functions and facilities are located outside the U.S. Accordingly, our future results could be harmed by a variety of factors including:

- changes in specific country or region political, economic or other conditions;
- trade protection measures;
- data privacy and consumer protection regulations;
- difficulty in staffing and managing widespread operations;
- differing labor, intellectual property protection and technology standards and regulations;
- business licensing requirements or other requirements relating to making foreign direct investments, which could increase our cost of doing business in certain jurisdictions, prevent us from entering certain markets, increase our operating costs or lead to penalties or restrictions;
- difficulties associated with repatriating cash generated or held abroad in a tax-efficient manner;
- implementation of exchange controls; and
- geopolitical instability, including terrorism and war.

We earn revenue, pay expenses, own assets and incur liabilities in countries using currencies other than the U.S. dollar, including among others the British pound, the Canadian dollar, the Brazilian real, the Argentine peso, the Chilean peso and the Euro. Because our consolidated financial statements are presented in U.S. dollars, we must translate revenue, income and expenses, as well as assets and liabilities, into U.S. dollars at exchange rates in effect during or at the end of each reporting period. Therefore, increases or decreases in the value of the U.S. dollar against other major currencies will affect our net operating revenues, operating income and the value of balance sheet items denominated in foreign currencies. In 2013, a general weakening of foreign currencies in countries where we have operations against the U.S. dollar had a negative impact on our results as reported in U.S. dollars. See “Segment Financial Results – International – Latin America and – Canada Consumer” and “Effects of Inflation and Changes in Foreign Currency Exchange rates” in the Management’s Discussion and Analysis section of this Form 10-K. Because of the geographic diversity of our operations, weaknesses in some currencies might be offset by strengths in others over time. We generally do not mitigate the risks associated with fluctuating exchange rates, although we may from time to time through forward contracts or other derivative instruments hedge a portion of our translational foreign currency exposure or exchange rate risks associated with material transactions which are denominated in a foreign currency. The use of such hedging activities may not offset any or more than a portion of the adverse financial effects of unfavorable movements in foreign exchange rates over the limited time the hedges are in place. Accordingly, fluctuations in foreign currency exchange rates, particularly the strengthening of the U.S. dollar against major currencies, may materially affect our consolidated financial results.

We also have a cost method investment in a credit information company in Brazil valued in Brazilian reais. Economic and competition risks within Brazil, and the company’s ability to successfully implement its strategic and operating plans, have had an adverse financial impact on the value of our investment and could result in an additional impairment of the investment.

Compliance with applicable U.S. and foreign laws and regulations, such as anti-corruption laws, tax laws, foreign exchange controls and restrictions on repatriation of earnings or other similar restraints, data privacy requirements, labor laws and anti-competition relations increases the cost of doing business in foreign jurisdictions. Although we have implemented policies and procedures to comply with these laws and regulations, a violation by our employees, contractors or agents could nevertheless occur.

***A downgrade to our credit ratings would increase our cost of borrowing under our credit facility and adversely affect our ability to access the capital markets.***

The cost of borrowing under our unsecured revolving credit facility that matures on December 19, 2017 (the “Credit Agreement”) and our ability and the terms under which we may access the credit markets are affected by credit ratings assigned to our indebtedness by the major credit rating agencies. These ratings are premised on our performance under assorted financial metrics, such as leverage and interest coverage ratios and other measures of financial strength, business and financial risk, industry conditions, transparency with rating agencies and timeliness of financial reporting. Our current ratings have served to lower our borrowing costs and facilitate access to a variety of lenders. However, there can be no assurance that our credit ratings or outlook will not be lowered in the future in response to adverse changes in these metrics caused by our operating results or by actions that we take, such as incurring additional indebtedness or by returning excess cash to shareholders through dividends or under our share repurchase program. A downgrade of our credit ratings would increase our cost of borrowing under the Credit Agreement, negatively affect our ability to access the capital markets on advantageous terms, or at all, negatively affect the trading price of our securities and have a material adverse effect on our business, financial condition and results of operations.

***Changes in interest rates could adversely affect our cost of capital and net income.***

Rising interest rates, credit market dislocations and decisions and actions by credit rating agencies can affect the availability and cost of our funding and adversely affect our net income.

***Our business will suffer if we are not able to retain and hire key personnel.***

Our future success depends partly on the continued service of our key development, sales, marketing, executive and administrative personnel. Additionally, increased retention risk exists in certain key areas of our operations that require specialized skills, such as maintenance of certain legacy computer systems, data security experts and analytical modelers. If we fail to retain and hire a sufficient number of these personnel, we will not be able to maintain or expand our business. We believe our pay levels are competitive within the regions in which we operate. However, there is also intense competition for certain highly technical specialties in geographic areas where we continue to recruit, and it may become more difficult to retain our key employees.

***Changes in income tax laws can significantly impact our net income.***

Federal and state governments in the U.S. as well as a number of other governments around the world are currently facing significant fiscal pressures and have considered or may consider changes to their tax laws for revenue raising or economic competitiveness reasons. Changes to tax laws can have immediate impacts, either favorable or unfavorable, on our results of operations and cash flows, and may impact our competitive position versus certain competitors who are domiciled in other jurisdictions and subject to different tax laws.

***We are subject to a variety of other general risks and uncertainties inherent in doing business.***

In addition to the specific factors discussed above, we are subject to risks that are inherent to doing business. These include growth rates, general economic and political conditions, customer satisfaction with the quality of our services, costs of obtaining insurance, changes in unemployment rates, and other events that can impact revenue and the cost of doing business.

**ITEM 1B. UNRESOLVED STAFF COMMENTS**

Equifax has not received written comments regarding its periodic or current reports for the SEC staff that were issued 180 days or more preceding the end of its 2013 fiscal year and that remain unresolved.

**ITEM 2. PROPERTIES**

Our executive offices are located at 1550 Peachtree Street, N.W., Atlanta, Georgia. Our other properties are geographically distributed to meet sales and operating requirements worldwide. We consider these properties to be both suitable and adequate to meet our current operating requirements, and most of the space is being utilized. We ordinarily lease office space for conducting our business and are obligated under approximately 80 leases and other rental arrangements for our field locations. We owned 6 office buildings at December 31, 2013, including our executive offices, two buildings which house our Alpharetta, Georgia data center, two buildings utilized by our Workforce Solutions operations located in St. Louis, Missouri and Charleston, South Carolina, as well as a building utilized by our Latin America operations located in Sao Paulo, Brazil. We also own 23.5 acres adjacent to the Alpharetta, Georgia data center.

For additional information regarding our obligations under leases, see Note 7 of the Notes to Consolidated Financial Statements in this report. We believe that suitable additional space will be available to accommodate our future needs.

### ITEM 3. LEGAL PROCEEDINGS

**California Bankruptcy Litigation.** In consolidated actions filed in the U.S. District Court for the Central District of California, captioned *Terri N. White, et al. v. Equifax Information Services LLC, Jose Hernandez v. Equifax Information Services LLC, Kathryn L. Pike v. Equifax Information Services LLC, and Jose L. Acosta, Jr., et al. v. Trans Union LLC, et al.*, plaintiffs asserted that Equifax violated federal and state law (the FCRA, the California Credit Reporting Act and the California Unfair Competition Law) by failing to follow reasonable procedures to determine whether credit accounts are discharged in bankruptcy, including the method for updating the status of an account following a bankruptcy discharge. On August 20, 2008, the District Court approved a Settlement Agreement and Release providing for certain changes in the procedures used by defendants to record discharges in bankruptcy on consumer credit files. That settlement resolved claims for injunctive relief, but not plaintiffs' claims for damages. On May 7, 2009, the District Court issued an order preliminarily approving an agreement to settle remaining class claims. The District Court subsequently deferred final approval of the settlement and required the settling parties to send a supplemental notice to those class members who filed a claim and objected to the settlement or opted out, with the cost for the re-notice to be deducted from the plaintiffs' counsel fee award. Mailing of the supplemental notice was completed on February 15, 2011. The deadline for this group of settling plaintiffs to provide additional documentation to support their damage claims or to opt-out of the settlement was March 31, 2011. On July 15, 2011, following another approval hearing, the District Court approved the settlement. Several objecting plaintiffs subsequently filed notices of appeal to the U.S. Court of Appeals for the Ninth Circuit, which, on April 22, 2013, issued an order remanding the case to the District Court for further proceedings. On January 21, 2014, the District Court denied the objecting plaintiffs' motion to disqualify counsel for the settling plaintiff and granted the motion of counsel for the settling plaintiffs to be appointed as interim lead class counsel.

**State Attorney General Investigations.** The Attorneys General of the State of Ohio and multiple other states commenced an investigation in late 2012 into certain business practices of the nationwide consumer reporting agencies (Equifax, Experian and TransUnion). Presently, there are 32 states participating in this investigation. In addition, the Attorneys General for the States of New York and Mississippi have commenced separate investigations into the same or similar matters being reviewed by the multi-state attorney general investigation. We are cooperating with the attorneys general in these investigations. At this time, we are unable to predict the outcomes of these investigations, including whether the investigations will result in any actions or proceedings being brought against us.

**CFPB Investigation.** In February 2014, we received a Civil Investigative Demand (a "CID") from the Consumer Financial Protection Bureau (the "CFPB") as part of its investigation to determine whether nationwide consumer reporting agencies have been or are engaging in unlawful acts or practices relating to the advertising, marketing, sale or provision of consumer reports, credit scores or credit monitoring products in violation of the Dodd -Frank Act or the Fair Credit Reporting Act. The CID requests the production of documents and answers to written questions. We are cooperating with the CFPB in its investigation and are in discussions with the CFPB regarding our response to the CID. At this time, we are unable to predict the outcome of this CFPB investigation, including whether the investigation will result in any action or proceeding against us.

**Other.** Equifax has been named as a defendant in various other legal actions, including administrative claims, class actions and other litigation arising in connection with our business. Some of the legal actions include claims for substantial compensatory or punitive damages or claims for indeterminate amounts of damages. We believe we have strong defenses to and, where appropriate, will vigorously contest, many of these matters. Given the number of these matters, some are likely to result in adverse judgments, penalties, injunctions, fines or other relief. However, we do not believe that these litigation matters will be individually material to our financial condition or results of operations. We may explore potential settlements before a case is taken through trial because of the uncertainty and risks inherent in the litigation process.

### ITEM 4. MINE SAFETY DISCLOSURES

Not applicable.

## PART II

### ITEM 5. MARKET FOR THE REGISTRANT'S COMMON EQUITY, RELATED STOCKHOLDER MATTERS AND ISSUER PURCHASES OF EQUITY SECURITIES

Equifax's common stock is traded on the New York Stock Exchange under the symbol "EFX." As of January 31, 2014, Equifax had approximately 4,600 holders of record; however, Equifax believes the number of beneficial owners of common stock exceeds this number.

The table below sets forth the high and low sales prices per share of Equifax common stock, as reported on the New York Stock Exchange, for each quarter in the last two fiscal years and dividends declared per share:

	High Sales Price	Low Sales Price	Dividends (1)
	<i>(In dollars)</i>		
<b>2013</b>			
First Quarter	\$ 59.83	\$ 52.79	\$ 0.22
Second Quarter	\$ 63.91	\$ 55.87	\$ 0.22
Third Quarter	\$ 65.65	\$ 58.74	\$ 0.22
Fourth Quarter	\$ 69.64	\$ 58.86	\$ 0.22
<b>2012</b>			
First Quarter	\$ 44.60	\$ 37.89	\$ 0.18
Second Quarter	\$ 48.03	\$ 42.50	\$ 0.18
Third Quarter	\$ 49.49	\$ 45.15	\$ 0.18
Fourth Quarter	\$ 55.52	\$ 46.62	\$ 0.18

- (1) Equifax's Senior Credit Facility restricts our ability to pay cash dividends on our capital stock or repurchase capital stock if a default exists or would result according to the terms of the credit agreement.

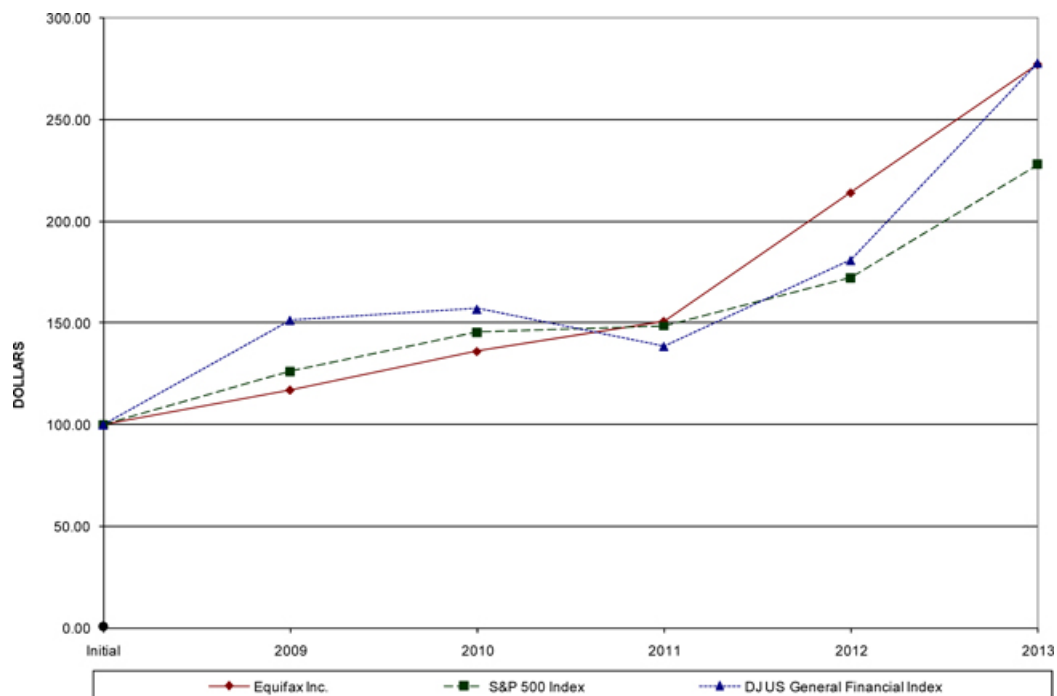
#### Shareholder Return Performance Graph

The graph on the following page compares Equifax's five-year cumulative total shareholder return with that of the Standard & Poor's Composite Stock Index (S&P 500) and a peer group index, the Dow Jones U.S. General Financial Index. The graph assumes that value of the investment in our Common Stock and each index was \$100 on the last trading day of 2008 and that all quarterly dividends were reinvested without commissions. Our past performance may not be indicative of future performance.



COMPARATIVE FIVE-YEAR CUMULATIVE TOTAL RETURN AMONG EQUIFAX INC., S&P 500 INDEX, AND DOW JONES U.S. GENERAL FINANCIAL INDEX

COMPARISON OF FIVE-YEAR CUMULATIVE TOTAL RETURNS  
VALUE OF \$100 INVESTED AS OF JANUARY 1, 2009



	Fiscal Year Ended December 31,					
	Initial	2009	2010	2011	2012	2013
Equifax Inc.	100.00	117.18	136.22	151.03	214.32	277.58
S&P 500 Index	100.00	126.46	145.51	148.59	172.37	228.19
DJ US General Financial Index	100.00	151.49	156.91	138.68	180.92	277.99

The table below contains information with respect to purchases made by or on behalf of Equifax of its common stock during the fourth quarter ended December 31, 2013:

**Issuer Purchases of Equity Securities**

<b>Period</b>	<b>Total Number of Shares Purchased (1)</b>	<b>Average Price Paid Per Share (2)</b>	<b>Total Number of Shares Purchased as Part of Publicly-Announced Plans or Programs</b>	<b>Maximum Number (or Approximate Dollar Value) of Shares that May Yet Be Purchased Under the Plans or Programs (3)</b>
October 1 - October 31, 2013	43,255	\$ -	-	\$ 215,115,511
November 1 - November 30, 2013	3,475	\$ -	-	\$ 215,115,511
December 1 - December 31, 2013	-	\$ -	-	\$ 215,115,511
Total	<u>46,730</u>	<u>\$ -</u>	<u>-</u>	<u>\$ 215,115,511</u>

- (1) The total number of shares purchased includes: (a) shares purchased pursuant to our publicly-announced share repurchase program, or Program; and (b) shares surrendered, or deemed surrendered, in satisfaction of the exercise price and/or to satisfy tax withholding obligations in connection with the exercise of employee stock options and vesting of restricted stock, totaling 43,255 shares for the month of October 2013, 3,475 for the month of November 2013, and none for the month of December 2013.
- (2) Average price paid per share for shares purchased as part of our publicly-announced plan (includes brokerage commissions).
- (3) Under the share repurchase program authorized by our Board of Directors, we purchased 0.2 million common shares on the open market during the twelve months ended December 31, 2013 for \$11.9 million. At December 31, 2013, the amount authorized for future share repurchases under the Program was \$215.1 million.

Information relating to compensation plans under which the Company's equity securities are authorized for issuance is included in the section captioned "Equity Compensation Plan Information" in our 2014 Proxy Statement and is incorporated herein by reference.

## ITEM 6. SELECTED FINANCIAL DATA

The table below summarizes our selected historical financial information for each of the last five years. The summary of operations data for the years ended December 31, 2013, 2012, 2011, and the balance sheet data as of December 31, 2013 and 2012, have been derived from our audited Consolidated Financial Statements included in this report. The summary of operations data for the years ended December 31, 2010 and 2009, and the balance sheet data as of December 31, 2011, 2010 and 2009, have been derived from our audited Consolidated Financial Statements not included in this report. The historical selected financial information may not be indicative of our future performance and should be read in conjunction with the information contained in Management's Discussion and Analysis of Financial Condition and Results of Operations, and the Consolidated Financial Statements and the accompanying Notes to the Consolidated Financial Statements in this report.

	Twelve Months Ended December 31,				
	2013 <sup>(1)(2)</sup>	2012 <sup>(3)(4)</sup>	2011 <sup>(5)</sup>	2010 <sup>(6)</sup>	2009 <sup>(7)(8)(9)</sup>
<i>(In millions, except per share data)</i>					
<b>Summary of Operations:</b>					
Operating revenue	\$ 2,303.9	\$ 2,073.0	\$ 1,893.2	\$ 1,797.5	\$ 1,669.1
Operating expenses	1,692.7	1,593.0	1,424.6	1,375.1	1,288.5
Operating income	611.2	480.0	468.6	422.4	380.6
Consolidated income from continuing operations	341.5	275.3	238.8	238.8	223.3
Discontinued operations, net of tax <sup>(1)(6)</sup>	18.4	5.5	2.9	36.0	17.2
Net income attributable to Equifax	351.8	272.1	232.9	266.7	233.9
Dividends paid to Equifax shareholders	106.7	86.0	78.1	35.2	20.2
Diluted earnings per common share					
Net income from continuing operations attributable to Equifax	\$ 2.69	\$ 2.18	\$ 1.86	\$ 1.83	\$ 1.69
Discontinued operations attributable to Equifax	0.15	0.04	0.02	0.28	0.14
Net income attributable to Equifax	\$ 2.84	\$ 2.22	\$ 1.88	\$ 2.11	\$ 1.83
Cash dividends declared per common share	\$ 0.88	\$ 0.72	\$ 0.64	\$ 0.28	\$ 0.16
Weighted-average common shares outstanding (diluted)	123.7	122.5	123.7	126.5	127.9
<b>As of December 31,</b>					
	2013	2012 <sup>(3)</sup>	2011	2010	2009 <sup>(7)</sup>
<i>(In millions)</i>					
<b>Balance Sheet Data:</b>					
Total assets	\$ 4,539.9	\$ 4,520.1	\$ 3,518.7	\$ 3,437.5	\$ 3,550.5
Short-term debt and current maturities	296.5	283.3	47.2	20.7	183.2
Long-term debt, net of current portion	1,145.5	1,447.4	966.0	978.9	990.9
Total debt, net	1,442.0	1,730.7	1,013.2	999.6	1,174.1
Total equity	2,341.0	1,959.2	1,722.1	1,708.4	1,615.0

- (1) During the first quarter of 2013, we divested of two non-strategic business lines, Equifax Settlement Services, which was part of our Mortgage business within the USCIS operating segment, and Talent Management Services, which was part of our Employer Services business within our Workforce Solutions operating segment, for a total of \$47.5 million. We have presented the Equifax Settlement Services and Talent Management Services operations as discontinued operations for all periods presented. For additional information about these divestitures, see Note 3 of the Notes to Consolidated Financial Statements in this report.
- (2) During the fourth quarter of 2013, the management of Boa Vista Servicos S.A., in which we hold a 15% cost method investment, revised its near-term outlook and its operating plans to reflect reduced near-term market expectations for credit information services in Brazil and increased investment needed to achieve its strategic objectives. As a result of these changes, and the associated near-term changes in cash flow expected from the business, we recorded a 40 million Brazilian Reais (\$17.0 million) impairment of our original investment of 130 million Brazilian Reais. For additional information, see Note 2 of the Notes to Consolidated Financial Statements in this report.
- (3) On December 28, 2012, we acquired certain credit services business assets and operations of Computer Sciences Corporation (the "CSC Credit Services Acquisition") for \$1.0 billion. We financed the acquisition with available cash, the issuance of \$500 million of 3.30% ten-year senior notes, and commercial paper borrowings under our CP program. The results of this acquisition are included in our USCIS segment after the date of acquisition and were not material for 2012. For additional information, see Note 4 of the Notes to Consolidated Financial Statements in this report.

- (4) During the fourth quarter of 2012, we offered certain former employees a voluntary lump sum payment option of their pension benefits or a reduced monthly annuity. Approximately 64% of the vested terminated participants elected to receive the lump sum payment which resulted in a payment of \$62.6 million from the assets in the pension plan. An amendment to the USRIP was also approved which froze future salary increases for non-grandfathered participants and offered a one-time 9% increase to the service benefit. The settlement and amendment resulted in a \$38.7 million pension charge. For additional information, see Note 11 of the Notes to Consolidated Financial Statements in this report.
- (5) On May 31, 2011, we completed the merger of our Brazilian business with Boa Vista Serviços S.A. (“BVS”) in exchange for a 15% equity interest in BVS, which was accounted for as a sale and was deconsolidated. BVS, an unrelated third party whose results we do not consolidate, is the second largest consumer and commercial credit information company in Brazil.
- (6) On April 23, 2010, we sold our APPRO product line (“APPRO”) for approximately \$72 million. On July 1, 2010, we sold the assets of our Direct Marketing Services division (“DMS”) for approximately \$117 million. Both of these were previously reported in our U.S. Consumer Information Solutions segment. We have presented the APPRO and DMS operations as discontinued operations for all periods presented.
- (7) On October 27, 2009, we acquired IXI Corporation for \$124.0 million. On November 2, 2009, we acquired Rapid Reporting Verification Company for \$72.5 million. The results of these acquisitions are included in our Consolidated Financial Statements subsequent to the acquisition dates.
- (8) During 2009, we recorded restructuring and asset write-down charges of \$24.8 million (\$15.8 million, net of tax).
- (9) During 2009, we recorded a \$7.3 million income tax benefit related to our ability to utilize foreign tax credits beyond 2009.

## ITEM 7. MANAGEMENT'S DISCUSSION AND ANALYSIS OF FINANCIAL CONDITION AND RESULTS OF OPERATIONS

As used herein, the terms Equifax, the Company, we, our and us refer to Equifax Inc., a Georgia corporation, and its consolidated subsidiaries as a combined entity, except where it is clear that the terms mean only Equifax Inc.

All references to earnings per share data in Management's Discussion and Analysis, or MD&A, are to diluted earnings per share, or EPS, unless otherwise noted. Diluted EPS is calculated to reflect the potential dilution that would occur if stock options or other contracts to issue common stock were exercised and resulted in additional common shares outstanding.

### BUSINESS OVERVIEW

We are a leading global provider of information solutions and human resources business process outsourcing services for businesses, governments, and consumers. We leverage some of the largest sources of consumer and commercial data, along with advanced analytics and proprietary decisioning technology, to create customized insights which enable our business clients to grow faster, more efficiently and more profitably, and to inform and empower consumers.

Clients rely on us for consumer and business credit intelligence, credit portfolio management, fraud detection, decisioning technology, marketing tools, and human resources and payroll services. We also offer a portfolio of products that enable individual consumers to manage their financial affairs and protect their identity. Our revenue stream is diversified among individual consumers and among businesses across a wide range of industries and international geographies.

### Segment and Geographic Information

**Segments.** The U.S. Consumer Information Solutions, or USCIS, segment, the largest of our five segments, consists of three product and service lines: Online Consumer Information Solutions, or OCIS; Mortgage Solutions; and Consumer Financial Marketing Services. OCIS and Mortgage Solutions revenue is principally transaction-based and is derived from our sales of products such as consumer credit reporting and scoring, identity management and authentication, fraud detection and modeling services. USCIS also markets certain of our decisioning products which facilitate and automate a variety of consumer credit-oriented decisions. Consumer Financial Marketing Services revenue is principally project- and subscription-based and is derived from our sales of batch credit, consumer wealth or demographic information such as those that assist clients in acquiring new customers, cross-selling to existing customers and managing portfolio risk.

The International segment consists of Latin America, Europe and Canada Consumer. Canada Consumer's products and services are similar to our USCIS offerings, while Europe and Latin America are made up of varying mixes of product lines that are in our USCIS, North America Commercial Solutions and North America Personal Solutions reportable segments.

The Workforce Solutions segment consists of the Verification Services and Employer Services business units. Verification Services revenue is transaction based and is derived primarily from employment, income and social security number verifications. Employer Services revenues are derived from our provision of certain human resources business process outsourcing services that include both transaction- and subscription-based product offerings. These services assist our clients with the administration of unemployment claims and employer-based tax credits and the handling of certain payroll-related transaction processing.

North America Personal Solutions revenue is both transaction- and subscription-based and is derived from the sale of credit monitoring and identity theft protection products, which we deliver electronically to consumers primarily via the internet and to a lesser extent through mail.

North America Commercial Solutions revenue is principally transaction based, with the remainder project based, and is derived from the sale of business information, credit scores and portfolio analytics that enable clients to utilize our reports to make financial, marketing and purchasing decisions related to businesses.

**Geographic Information.** We currently operate in the following countries: Argentina, Brazil, Canada, Chile, Costa Rica, Ecuador, El Salvador, Honduras, Mexico, Paraguay, Peru, Portugal, the Republic of Ireland, Spain, the U.K., Uruguay, and the U.S. Our operations in the Republic of Ireland focus on data handling and customer support activities. We have an investment in the second largest consumer and commercial credit information company in Brazil and offer consumer credit services in India and Russia through joint ventures. Of the countries we operate in, 77% of our revenue was generated in the U.S. during the twelve months ended December 31, 2013.

**Key Performance Indicators.** Management focuses on a variety of key indicators to monitor operating and financial performance. These performance indicators include measurements of operating revenue, change in operating revenue, operating income, operating margin, net income, diluted earnings per share, cash provided by operating activities and capital expenditures. Key performance indicators for the twelve months ended December 31, 2013, 2012 and 2011, include the following:

Key Performance Indicators Twelve Months Ended December 31,			
	2013	2012	2011
	<i>(Dollars in millions, except per share data)</i>		
Operating revenue	\$ 2,303.9	\$ 2,073.0	\$ 1,893.2
Operating revenue change	11%	10%	5%
Operating income	\$ 611.2	\$ 480.0	\$ 468.6
Operating margin	26.5%	23.2%	24.8%
Net income attributable to Equifax	\$ 351.8	\$ 272.1	\$ 232.9
Diluted earnings per share from continuing operations	\$ 2.69	\$ 2.18	\$ 1.86
Cash provided by operating activities	\$ 566.3	\$ 496.3	\$ 408.7
Capital expenditures	\$ 83.3	\$ 66.0	\$ 75.0

#### Business Environment and Company Outlook

Demand for our services tends to be correlated to general levels of economic activity, to consumer credit activity, to a lesser extent small commercial credit and marketing activity, and to our own initiatives to expand our products and markets served. In 2013, in the United States, we experienced modest growth in overall economic activity and in general consumer credit, a moderate year-over-year decline in consumer mortgage activity, and continuing benefits from our internal product and market initiatives. As expected, after growing in the first half of 2013, total company mortgage related revenues declined significantly in the second half of 2013, a trend we expect will continue into the first half of 2014. As a result, our Mortgage Solutions business unit's rate of year-over-year revenue growth slowed in 2013 and the mortgage-related components of revenue included in USCIS' Online Consumer Information Solutions and Workforce Solutions' Verification Services each declined in absolute terms compared to 2012. While we continue to expect modest growth in overall economic activity and general consumer credit to continue in 2014, mortgage market origination activity is expected to continue declining due to elevated interest rates. Internationally, the environment continues to be challenging as various countries address their particular political, fiscal and economic issues. In addition, recent weakening in foreign exchange rates of certain of the countries in which we participate will reduce growth in revenue and profit when reported in U.S. dollars. Offsetting these challenges, we continue to expect that our ongoing investments in new product innovation, business execution, enterprise growth initiatives, technology infrastructure, and continuous process improvement will enable us, in a modestly growing economy, to deliver long-term average organic revenue growth ranging between 6% and 8% with additional growth of 1% to 2% derived from strategic acquisitions consistent with our long term business strategy. We also expect to grow earnings per share at a somewhat faster rate than revenue over time as a result of both operating and financial leverage. In 2014, we expect to offset the negative growth in mortgage-related revenues with strong revenue growth in our core, non-mortgage market initiatives.

**RESULTS OF OPERATIONS —  
TWELVE MONTHS ENDED DECEMBER 31, 2013, 2012 AND 2011**

**Consolidated Financial Results**

**Operating Revenue**

	Twelve Months Ended December 31,			Change			
	2013	2012	2011	2013 vs. 2012		2012 vs. 2011	
Operating Revenue				\$	%	\$	%
<i>(Dollars in millions)</i>							
U.S. Consumer Information Solutions	\$ 1,013.4	\$ 869.3	\$ 765.0	\$ 144.1	17%	\$ 104.3	14%
International	513.5	486.2	492.9	27.3	6%	(6.7)	-1%
Workforce Solutions	474.1	442.1	382.1	32.0	7%	60.0	16%
North America Personal Solutions	207.4	185.5	163.9	21.9	12%	21.6	13%
North America Commercial Solutions	95.5	89.9	89.3	5.6	6%	0.6	1%
Consolidated operating revenue	\$ 2,303.9	\$ 2,073.0	\$ 1,893.2	\$ 230.9	11%	\$ 179.8	9%

Revenue for 2013 increased by 11% compared to 2012. The growth was driven by the acquisition of CSC Credit Services in the fourth quarter of 2012 (“CSC Credit Services Acquisition”) and the impact of strategic growth initiatives across our businesses. The first half of 2013 also benefitted from the impact of increased mortgage refinancing activity in the U.S., which, as expected, began to decline in the second half of 2013 as compared to the prior year. This expected decline reduced reported growth rates in our USCIS and Workforce Solutions business units for the second half of 2013 as compared to the first half of 2013. For the full year, the net decline in mortgage market activity reduced our revenue growth rate by approximately 1.7%. The effect of foreign exchange rates reduced revenue by \$20.4 million in the 2013 compared to 2012.

Revenue for 2012 increased by 9% compared to 2011. The deconsolidation of our Brazilian business, which resulted from the merger of our business into a larger entity during the second quarter of 2011, negatively impacted revenue growth by \$35.4 million in 2012, compared to the prior year, while all other revenue increased by 12% compared to 2011. The growth in 2012 was driven by strong execution of key strategic initiatives and the impact of increased mortgage refinancing activity in the U.S. The effect of foreign exchange rates, in locations other than Brazil, reduced revenue by \$12.5 million in 2012 compared to the prior year.

**Operating Expenses**

	Twelve Months Ended December 31,			Change			
	2013	2012	2011	2013 vs. 2012		2012 vs. 2011	
Operating Expenses				\$	%	\$	%
<i>(Dollars in millions)</i>							
Consolidated cost of services	\$ 787.3	\$ 759.5	\$ 703.9	\$ 27.8	4%	\$ 55.6	8%
Consolidated selling, general and administrative expenses	715.8	673.5	560.1	42.3	6%	113.4	20%
Consolidated depreciation and amortization expense	189.6	160.0	160.6	29.6	19%	(0.6)	0%
Consolidated operating expenses	\$ 1,692.7	\$ 1,593.0	\$ 1,424.6	\$ 99.7	6%	\$ 168.4	12%

**Cost of Services.** Cost of services increased \$27.8 million in 2013 compared to the prior year. The increase in cost of services, when compared to 2012, was due primarily to increased salary and benefit costs of \$27.8 million as well as smaller increases across other categories. The CSC Credit Services Acquisition did not have a material impact on cost of services as this business had already been processed on our systems under our previous affiliate arrangement. The effect of changes in foreign exchange rates reduced cost of services by \$4.9 million.

Cost of services increased \$55.6 million in 2012 compared to the prior year. The increase was due primarily to the impact of increased salary expense, direct production expenses and contract service expenses of \$63.2 million as well as smaller increases in other expenses to support revenue growth. The increase in expense in 2012 was partially offset by decreases related to the deconsolidation of our Brazilian business. The impact of changes in foreign currency exchange rates decreased our cost of services by \$3.4 million.

**Selling, General and Administrative Expenses.** Selling, general and administrative expenses increased \$42.3 million in 2013 as compared to 2012. The increase was due primarily to increased salary, severance, advertising, litigation and regulatory compliance expenses of \$56.4 million as well as smaller increases in expense in various categories as we continue to support our business growth. 2013 expenses were also impacted by the CSC Credit Services Acquisition which contributed approximately \$19 million of incremental selling, general and administrative expenses some of which are transitional expenses as we integrate the business. These expenses were partially offset by the \$38.7 million non-cash pension settlement charge that occurred in the fourth quarter of 2012 and declines in incentive costs. The impact of changes in foreign currency exchange rates decreased our selling, general and administrative expenses by \$4.4 million.

The increase in selling, general and administrative expenses in 2012, as compared to 2011, included a \$38.7 million non-cash pension settlement charge that occurred in the fourth quarter of 2012. The remaining increase was primarily due to increased salary, incentive, and professional and contractor services expenses of \$66.4 million as well as higher marketing and other expenses partially offset by decreases in expenses related to the deconsolidation of our Brazilian business. The impact of changes in foreign currency exchange rates decreased our selling, general and administrative expenses by \$2.7 million.

**Depreciation and Amortization.** The increase in depreciation and amortization expense in 2013, as compared to 2012, was driven by \$49.1 million of incremental expense resulting from the CSC Credit Services Acquisition primarily related to amortization of purchased intangibles. The CSC Credit Services Acquisition amortization is partially offset by certain purchased intangible assets related to the TALX acquisition in 2007 that became fully amortized during the second quarter of 2013 as well as other miscellaneous purchased intangible assets that fully depreciated during 2013.

The slight decrease in depreciation and amortization expense in 2012, as compared to 2011, is primarily due to the decline in amortization of certain purchased intangibles acquired as part of the TALX acquisition in 2007, which fully amortized during the second quarter of 2011, and the amortization and depreciation decrease resulting from the deconsolidation of our Brazilian business. This decrease was partially offset by our two 2011 acquisitions within Workforce Solutions.

#### **Operating Income and Operating Margin**

	Twelve Months Ended December 31,			Change			
				2013 vs. 2012		2012 vs. 2011	
Operating Income and Operating Margin	2013	2012	2011	\$	%	\$	%
	(Dollars in millions)						
Consolidated operating revenue	\$ 2,303.9	\$ 2,073.0	\$ 1,893.2	\$ 230.9	11%	\$ 179.8	9%
Consolidated operating expenses	(1,692.7)	(1,593.0)	(1,424.6)	(99.7)	6%	(168.4)	12%
Consolidated operating income	\$ 611.2	\$ 480.0	\$ 468.6	\$ 131.2	27%	\$ 11.4	2%
Consolidated operating margin	26.5%	23.2%	24.8%		3.3pts		-1.6pts

In 2013, operating income increased faster than revenue due to margin improvements in our Workforce Solutions, North America Personal Solutions and North America Commercial Solutions businesses, reflecting rapid revenue growth and the ability to leverage our existing cost base. Operating income in 2012 was also negatively impacted by the \$38.7 million pension settlement recorded during the fourth quarter of 2012.

In 2012, operating expenses increased at a slightly faster rate than revenue, and operating income increased at a lower rate than revenue, due to a \$38.7 million pension settlement recorded during the fourth quarter of 2012, partially offset by improvements in margins in four of our business segments. The overall operating margin decreased in 2012 compared to the prior year period due primarily to the pension settlement in 2012 which negatively impacted margin by 180 basis points, and by increases in corporate expenses other than the pension settlement, which increased faster than revenues. These negative impacts on operating margin were partially offset by improvements in margins in our USCIS, International, Workforce Solutions and Personal Solutions businesses, driven by revenue growth.



*Other Expense, Net*

Other Expense, Net	Twelve Months Ended December 31,			Change			
	2013	2012	2011	2013 vs. 2012		2012 vs. 2011	
				\$	%	\$	%
<i>(Dollars in millions)</i>							
Consolidated interest expense	\$ 70.2	\$ 55.4	\$ 55.1	\$ 14.8	27 %	\$ 0.3	1 %
Consolidated other expense (income), net	10.6	(6.7)	7.6	17.3	nm	(14.3)	nm
Consolidated other expense, net	\$ 80.8	\$ 48.7	\$ 62.7	\$ 32.1	66 %	\$ (14.0)	-22 %
Average cost of debt	4.6 %	5.3 %	5.5 %				
Total consolidated debt, net, at year end	\$ 1,442.0	\$ 1,730.7	\$ 1,013.2	\$ (288.7)	-17 %	\$ 717.5	71 %

Interest expense increased in 2013, when compared to 2012, due primarily to the issuance of \$500 million of 3.30% ten-year senior notes in December 2012 to fund the CSC Credit Services Acquisition. Our consolidated debt balance decreased, as compared to the prior year, as a result of paying down \$265.0 million of commercial paper during 2013 that was used to partially fund the CSC Credit Services Acquisition. The decrease in the average cost of debt for 2013 is due to the issuance of the \$500 million senior notes at a low interest rate and additional low rate commercial paper outstanding on average, which caused the average cost of debt to decrease as compared to the prior year.

Interest expense increased slightly in 2012, when compared to the same period in 2011, due to the issuance of \$500 million of 3.30% ten-year senior notes in December 2012. Our consolidated debt balance increased at December 31, 2012, as a result of the issuance of \$500 million of 3.30% senior notes and additional borrowings in the form of commercial paper to partially fund the acquisition of CSC Credit Services. The decrease in the average cost of debt for 2012 is due to the issuance of the \$500 million Senior Notes at a low interest rate and additional low rate commercial paper outstanding on average year to date, which caused the average cost of debt to decrease as compared to the prior year period.

The increase in other expense (income), net, in 2013 is due to the impairment of our cost method investment representing a 15% equity interest in Boa Vista Servicos S.A. ("BVS") recorded in 2013. During the fourth quarter of 2013, the management of BVS revised its near-term outlook and its operating plans to reflect reduced near-term market expectations for credit information services in Brazil and increased investment needed to achieve its strategic objectives. As a result of these changes, and the associated near-term changes in cash flow expected from the business, we recorded a 40 million Brazilian Reais (\$17.0 million) impairment of our original investment of 130 million Brazilian Reais. If the economic growth in Brazil remains at lower than trend levels for an extended period or if BVS is unsuccessful in effectively implementing its strategy, further write-downs could be recognized in future periods.

Other expense (income), net in 2013 also includes \$6.5 million in foreign exchange losses related to dividends declared by our subsidiary in Argentina and losses incurred in repatriating these funds. These expenses were partially offset by an increase in our equity in the earnings of our Russian joint venture.

Other expense (income), net, from continuing operations for 2012, decreased \$14.3 million, as compared to the prior year periods. The decrease is primarily due to the merger of our Brazilian business during the second quarter of 2011. On May 31, 2011, we completed the merger of our Brazilian business with BVS, which was accounted for as a sale and deconsolidated, in exchange for a 15% equity interest in BVS (the "Brazilian Transaction"). We recorded a \$10.3 million pre-tax loss on the Brazilian Transaction in other expense (income), net. Other expense, net, was also reduced in 2012 by higher income from our minority investment in Russia and interest earned on higher cash balances during 2012.

## Income Taxes

	Twelve Months Ended December 31,			Change			
				2013 vs. 2012		2012 vs. 2011	
Provision for Income Taxes	2013	2012	2011	\$	%	\$	%
	(Dollars in millions)						
Consolidated provision for income taxes	\$ 188.9	\$ 156.0	\$ 167.1	\$ 32.9	21%	\$ (11.1)	-7%
Effective income tax rate	35.6%	36.2%	41.2%				

Our effective tax rate was 35.6% for 2013, down from 36.2% for the same period in 2012. The 2013 rate benefitted by 3.7% as compared to the 2012 rate due to the unfavorable impact in 2012 of certain one-time effects caused by certain international tax planning implemented during 2012. This was offset by a one-time 2.8% benefit in 2012 associated with a tax method change approved by tax authorities in 2012. The 2013 effective rate increased by 0.6% as compared to 2012 due to increases in state income tax rates, which become effective in 2013. We expect our effective tax rate in 2014 to be in the range of 36% to 37%.

Our effective rate was 36.2% for 2012, down from 41.2% for the same period in 2011. The 2011 rate was higher primarily due to the impact of the Brazilian Transaction which increased our effective rate by 5.2%. In addition, the 2012 rate increased by 4.7% compared to the prior year due the one-time effects of certain international tax planning implemented during the year. This was offset by a 3.5% one-time benefit associated with a tax method change approved by tax authorities in 2012. In addition, the 2012 rate benefitted from certain federal, state and international benefits that we do not expect to recur in future years.

## Net Income

	Twelve Months Ended December 31,			Change			
Net Income	2013	2012	2011	2013 vs. 2012		2012 vs. 2011	
				\$	%	\$	%
	(In millions, except per share amounts)						
Consolidated operating income	\$ 611.2	\$ 480.0	\$ 468.6	\$ 131.2	27%	\$ 11.4	2%
Consolidated other expense, net	(80.8)	(48.7)	(62.7)	(32.1)	66%	14.0	-22%
Consolidated provision for income taxes	(188.9)	(156.0)	(167.1)	(32.9)	21%	11.1	-7%
Consolidated net income from continuing operations	341.5	275.3	238.8	66.2	24%	36.5	15%
Discontinued operations, net of tax	18.4	5.5	2.9	12.9	230%	2.6	92%
Net income attributable to noncontrolling interests	(8.1)	(8.7)	(8.8)	0.6	-7%	0.1	-2%
Net income attributable to Equifax	\$ 351.8	\$ 272.1	\$ 232.9	\$ 79.7	29%	\$ 39.2	17%
Diluted earnings per common share							
Net income from continuing operations attributable to Equifax	\$ 2.69	\$ 2.18	\$ 1.86	\$ 0.51	23%	\$ 0.32	17%
Discontinued operations attributable to Equifax	0.15	0.04	0.02	\$ 0.11	231%	\$ 0.02	100%
Net income attributable to Equifax	\$ 2.84	\$ 2.22	\$ 1.88	\$ 0.62	28%	\$ 0.34	18%
Weighted-average shares used in computing diluted earnings per share	123.7	122.5	123.7				

Consolidated net income from continuing operations increased by \$66.2 million, or 24%, in 2013 compared to 2012 due to increased operating income in all five of our operating segments, net of associated income taxes and higher interest expense as a result of our CSC Credit Services Acquisition. Net income attributable to Equifax for 2013, as compared to the prior year, also benefitted from increased income from discontinued operations, driven by an \$18.4 million gain, after tax, on the sale of our Talent Management Services and Equifax Settlement Services business lines. This gain was primarily the result of an income tax benefit of \$18.1 million, including \$14.3 million of current tax benefits. This increase was partially offset by the absence of earnings from the discontinued operations which benefitted the prior year period.

Consolidated net income from continuing operations increased \$36.5 million, or 15%, in 2012 compared to 2011 due primarily to an \$11.4 million increase in operating income in 2012, driven by improvements in four of our five business segments, and the \$27.8 million loss recorded on the Brazilian Transaction (reflected in other expense and income tax expense, as previously described) in 2011, for which no comparable losses were incurred in 2012.

## Segment Financial Results

### U.S. Consumer Information Solutions

U.S. Consumer Information Solutions	Twelve Months Ended December 31,			Change			
	2013	2012	2011	2013 vs. 2012		2012 vs. 2011	
				\$	%	\$	%
<i>(Dollars in millions)</i>							
Operating revenue:							
Online Consumer Information Solutions	\$ 714.3	\$ 626.0	\$ 536.6	\$ 88.3	14%	\$ 89.4	17%
Mortgage Solutions	114.3	94.5	75.1	19.8	21%	19.4	26%
Consumer Financial Marketing Services	184.8	148.8	153.3	36.0	24%	(4.5)	-3%
Total operating revenue	\$ 1,013.4	\$ 869.3	\$ 765.0	\$ 144.1	17%	\$ 104.3	14%
% of consolidated revenue	44%	42%	40%				
Total operating income	\$ 397.8	\$ 345.2	\$ 298.9	\$ 52.6	15%	\$ 46.3	15%
Operating margin	39.3%	39.7%	39.1%	-0.4pts			0.6pts

U.S. Consumer Information Solutions revenue increased 17% in 2013 as compared to the prior year. The CSC Credit Services Acquisition contributed 14% of the revenue growth in 2013. The remaining growth resulted from mid-single digit percentage growth from core non-mortgage products and from strategic product, market penetration and pricing initiatives in the mortgage market more than offsetting a 2% decline from lower mortgage market activity in 2013.

The increase in revenue in 2012 as compared to 2011 was due to the impact of a high level of mortgage activity as well as certain new product, pricing and market penetration initiatives implemented during 2011 and into 2012.

**OCIS.** Revenue for 2013 increased 14% when compared to the prior year. This increase was driven primarily by the incremental revenue from the CSC Credit Services Acquisition as compared to the prior year. Excluding the CSC Credit Services Acquisition, revenue increased 1% in 2013 as compared to a year ago. A 3% decline in 2013 in organic credit report transaction volume compared to the prior year was due to a decline in mortgage-related credit report volume and lower volume from select high volume but lower priced accounts in the financial services market as well as changes in usage in the telecommunications sector. This was offset by higher average unit revenue due to pricing initiatives and more favorable mix.

2012 revenue increased 17% when compared to the prior year. About half of the increase resulted from increased volume and improved pricing in mortgage end-use markets, while the other half came predominantly from pricing and new product initiatives. For the year, core credit decision transaction volume increased by 4% while average revenue per transaction increased by 9%, resulting from the increase in mortgage volume (at higher than average pricing) as a share of our overall mix and from specific market segment pricing initiatives, while the remainder of our 17% growth came from products billed on a subscription basis and other revenue sources.

**Mortgage Solutions.** Revenue increased 21% in 2013 when compared to the prior year period, due primarily to the incremental revenue resulting from the CSC Credit Services Acquisition which contributed 18% of the growth in 2013. Revenue also benefitted from increased new product sales and market share gains from existing customers. Revenue increased in 2012 when compared to 2011 due primarily to increased sales in core mortgage reporting services as a result of higher mortgage refinancings stimulated by historically low mortgage interest rates; the sale of new mortgage information products which help lenders better manage risk; and growth in settlement services revenue as a result of the favorable market conditions and increased market share from existing customers.

**Consumer Financial Marketing Services.** Revenue increased \$36.0 million, or 24%, in 2013, as compared to 2012. Revenue related to the CSC Credit Services Acquisition contributed approximately 11% of the revenue growth in 2013, with the remainder coming from account acquisition and analytical services products delivered to members of our key client program. Revenue also benefitted from the collection of certain reserved billings related to both 2013 and 2012. Revenue decreased in 2012, as compared to 2011, resulting from a decline in demand for wealth-based consumer information services due to reductions in their use for credit marketing by some large financial institutions. This decrease was partially offset in by growth in traditional credit-based pre-screen revenue and increased portfolio management revenue.

**U.S. Consumer Information Solutions Operating Margin.** USCIS operating margin decreased to 39.3% in 2013 as compared to 2012. Margin expansion from revenue growth was more than offset by increased depreciation and amortization expense and certain transitional expenses, both related to the CSC Credit Services Acquisition, and increased investments in growth initiatives. The increased depreciation and amortization expense was primarily a result of the additional \$49.1 million in 2013 of acquisition-related amortization expense related to the CSC Credit Services Acquisition. In 2012, USCIS operating margins increased 60 basis points to 39.7% due to the benefits of strong revenue growth in a business with significant fixed costs.

## International

International	Twelve Months Ended December 31,			Change			
	2013	2012	2011	2013 vs. 2012		2012 vs. 2011	
				\$	%	\$	%
(Dollars in millions)							
Operating revenue:							
Latin America	\$ 194.3	\$ 187.4	\$ 208.8	\$ 6.9	4%	\$ (21.4)	-10%
Europe	188.0	169.7	158.7	18.3	11%	11.0	7%
Canada Consumer	131.2	129.1	125.4	2.1	2%	3.7	3%
Total operating revenue	\$ 513.5	\$ 486.2	\$ 492.9	\$ 27.3	6%	\$ (6.7)	-1%
% of consolidated revenue	22%	24%	26%				
Total operating income	\$ 148.1	\$ 143.8	\$ 132.2	\$ 4.3	3%	\$ 11.6	9%
Operating margin	28.8%	29.6%	26.8%		-0.8 pts		2.8 pts

International revenue increased by 6% in 2013 as compared to 2012. Local currency revenue increased 10% due to growth across the geographies, primarily the U.K., Argentina, and Canada. Local currency fluctuations against the U.S. dollar negatively impacted revenue by \$19.6 million, or 4%.

International revenue in 2012 decreased 1% compared to the prior year. While the deconsolidation of Brazil negatively impacted revenue by \$35.4 million in 2012, revenue in our other geographies increased by 6% in 2012 as compared to 2011. Local currency revenue, excluding Brazil, increased 9% in 2012 due to growth across our other geographies. Local currency fluctuations against the U.S. dollar, excluding Brazil, negatively impacted our International revenue by \$12.3 million, or 3%.

**Latin America.** Revenue increased 4% in 2013 as compared to the prior year. In local currency, revenue growth was 12% in 2013 as compared to 2012 driven most significantly by growth in Argentina and to a lesser extent growth in Paraguay, Ecuador and Uruguay. This growth was offset by a modest decline in Chile in the first half of 2013 due to regulatory changes in the allowable uses of credit information, which the impact on year over year comparisons was anniversaried late in the first half of 2013. Local currency fluctuations against the U.S. dollar negatively impacted revenue by \$15.6 million, or 8%, in 2013 principally due to depreciation in the foreign exchange rate of the Argentine peso.

Revenue decreased by 10% in 2012 as compared to the prior year period. While the deconsolidation of Brazil negatively impacted revenue by \$35.4 million in 2012, revenue in our other Latin American countries increased 8% in 2012 as compared to 2011. Local currency revenue, excluding Brazil, increased by 12% due most particularly to strong growth in Argentina, Uruguay and Ecuador slightly offset by a small decline in Chile due to a regulatory change in allowable uses of credit reports. Local currency fluctuations against the U.S. dollar, excluding Brazil, negatively impacted revenue by \$6.5 million, or 4%.

**Europe.** Revenue increased 11% in 2013 compared to the same periods in 2012 in both reported and local currency. The revenue growth was driven by increased revenue in the U.K., most notably from personal solutions offerings and from consumer credit information sold into new vertical markets, and in Spain from analytical services and new vertical market penetration, despite continued challenging economic conditions in both countries. Local currency fluctuations against the U.S. dollar negatively impacted revenue by \$0.1 million.

2012 revenue increased 7% compared to 2011. In local currency, revenue growth was 10% driven by increased sales primarily in the personal solutions and analytical services business lines despite more challenging economic conditions. Local currency fluctuations against the U.S. dollar negatively impacted revenue by \$4.4 million, or 3%.

**Canada Consumer.** Local currency revenue increased 5% in 2013 compared to 2012 primarily due to new customers within our technology services sector along with growth in information and analytical services. Local currency fluctuations against the U.S. dollar negatively impacted revenue by \$4.0 million, or 3%, which resulted in 2% reported revenue growth in 2013 as compared to 2012.

Local currency revenue increased 4% in 2012, as compared to 2011, primarily due to increased volumes for our analytical services products. Local currency fluctuations against the U.S. dollar negatively impacted revenue by \$1.4 million, or 1%.

**International Operating Margin.** Operating margin decreased in 2013 as compared to 2012 as the revenue growth was more than offset by increased investments in new business and strategic initiatives across most geographies in order to support future revenue growth. Operating margin increased in 2012 as compared to 2011 primarily due to the deconsolidation of our Brazilian business, whose margins had declined in recent periods, slightly offset by restructuring expenses in the third quarter of 2012. The 2011 operating margins were also impacted by increased investments in new product development and increased sales force, particularly in Brazil prior to the deconsolidation of the business.

#### Workforce Solutions

Workforce Solutions	Twelve Months Ended December 31,			Change			
	2013	2012	2011	2013 vs. 2012		2012 vs. 2011	
				\$	%	\$	%
<i>(Dollars in millions)</i>							
Operating Revenue:							
Verification Services	\$ 279.3	\$ 258.5	\$ 192.5	\$ 20.8	8%	\$ 66.0	34%
Employer Services	194.8	183.6	189.6	11.2	6%	(6.0)	-3%
Total operating revenue	\$ 474.1	\$ 442.1	\$ 382.1	\$ 32.0	7%	\$ 60.0	16%
% of consolidated revenue	21%	21%	20%				
Total operating income	\$ 142.6	\$ 106.6	\$ 89.5	\$ 36.0	34%	\$ 17.1	19%
Operating margin	30.1%	24.1%	23.4%		6.0pts		0.7pts

**Verification Services.** Revenue increased 8% in 2013 compared to the prior year period. In 2013 as compared to 2012, 17% growth in non-mortgage verification revenue was offset by a 1% decline in mortgage-related verification revenue due to the expected decline in mortgage market activity in the second half of 2013. The growth in non-mortgage verification revenue was primarily a result of increased revenue mostly related to government, pre-employment and consumer finance customer segments.

Revenue increased 34% in 2012, compared to 2011, due to 36% growth in mortgage-related verification revenue resulting from the strong level of mortgage refinancing activity during 2012, 18% growth in non-mortgage verification revenue, and the benefit of our third quarter 2011 acquisition of DataVision Resources.

**Employer Services.** 2013 revenue increased 6% as compared to 2012. Revenue growth due to the renewal of the federal Work Opportunity Tax Credit program at the end of 2012 and growth in our transaction-based complementary services business was partially offset by lower overall claims activity in our unemployment cost management business and the expiration of the HIRE Act tax credit.

Revenue decreased 3% in 2012 as compared to 2011. Revenue declined in our Tax Management Services business due to lower overall claims activity in our unemployment cost management business and, beginning in the third quarter, the delay in the renewal of the federal Work Opportunity Tax Credit program which was renewed on December 31, 2012. This decline was partially offset by growth achieved in our transaction-based complementary services.

**Workforce Solutions Operating Margin.** Operating margin for 2013 increased significantly compared to 2012. Margin expansion was driven by strong revenue growth in products with a high degree of fixed costs, strategic initiatives implemented to reduce costs, and from lower acquisition-related amortization. Operating margin for 2012 increased as compared to 2011. The increase in margin was driven by the revenue growth during the year in products with a high degree of fixed costs.

#### North America Personal Solutions

North America Personal Solutions	Twelve Months Ended December 31,			Change			
	2013	2012	2011	2013 vs. 2012		2012 vs. 2011	
				\$	%	\$	%
<i>(Dollars in millions)</i>							
Total operating revenue	\$ 207.4	\$ 185.5	\$ 163.9	\$ 21.9	12%	\$ 21.6	13%
% of consolidated revenue	9%	9%	9%				
Total operating income	\$ 58.6	\$ 50.4	\$ 41.3	\$ 8.2	16%	\$ 9.1	22%
Operating margin	28.2%	27.2%	25.2%		1.0pts		2.0pts

Revenue increased 12% in 2013 as compared to the prior year primarily due to increased direct to consumer, Equifax-branded U.S.-based subscription service revenue which was up 10% in 2013 as well as strong growth of services in the Canadian market and the acquisition of TrustedID completed in the third quarter of 2013. The increase in the direct to consumer, Equifax-branded U.S.-based subscription service revenue was driven by new product sales and higher average revenue per subscriber, reflecting additional features in the Equifax product offering, as well as growth in subscribers. Transaction sales, breach services, and revenue from traditional partners each declined slightly. Operating margin increased in 2013 as compared to the prior year due to lower monitoring and credit file expenses resulting from the CSC Credit Services Acquisition, partially offset by the increased investment in sales and marketing expenses and the impact of the third quarter 2013 acquisition. Looking forward, revenue from U.S. subscription services is expected to grow more slowly due to increased competition from free services and potential changes due to the regulatory environment.

The increase in revenue in 2012, as compared to 2011, was primarily due to increased direct to consumer, Equifax-branded subscription service revenue which was up 16% in 2012. The increase was driven by higher average revenue per subscriber due to new product offerings and better market segmentation and, to a lesser extent, by higher subscription sales resulting in higher average subscriber counts. Operating margin increased slightly in 2012, as compared to 2011, primarily due to higher revenue partially offset by an increase in marketing.

#### *North America Commercial Solutions*

	Twelve Months Ended December 31,			Change			
	2013	2012	2011	2013 vs. 2012		2012 vs. 2011	
North America Commercial Solutions				\$	%	\$	%
<i>(Dollars in millions)</i>							
Total operating revenue	\$ 95.5	\$ 89.9	\$ 89.3	\$ 5.6	6%	\$ 0.6	1%
% of consolidated revenue	4%	4%	5%				
Total operating income	\$ 21.4	\$ 19.8	\$ 23.6	\$ 1.6	8%	\$ (3.8)	-16%
Operating margin	22.4%	22.0%	26.5%		0.4pts		-4.5pts

Revenue increased 6% in U.S. dollars and 7% in local currency in 2013 as compared to 2012. Transaction-based revenue serving credit risk needs of our customers, which represents approximately 60% of our revenue, grew 6% as compared to the prior year. Project-oriented revenue increased 8% in 2013 due to stronger demand for risk and marketing services projects as well as new product offerings. Local currency fluctuations against the U.S. dollar negatively impacted revenue by \$0.8 million, or 1%. Operating margin increased for 2013 compared to the prior year as revenue growth in a business with significant fixed costs outpaced our investments in the business.

Revenue increased 1% in 2012 both in reported currency and local currency as compared to 2011. Transaction-based revenue serving credit risk needs of our customers, which represents approximately 60% of our revenue, grew 5% in 2012 as compared to the prior year. This growth was offset by a 5% decline in project-oriented revenue as customers delayed or canceled certain small business marketing programs given the uncertain environment for small businesses. Operating margin decreased in 2012 due to marginal revenue growth combined with a 7% increase in operating expenses as the business continues to invest in its longer term strategy despite the current slowdown in demand for marketing services.

#### *General Corporate Expense*

	Twelve Months Ended December 31,			Change			
	2013	2012	2011	2013 vs. 2012		2012 vs. 2011	
General Corporate Expense				\$	%	\$	%
<i>(Dollars in millions)</i>							
General corporate expense	\$ 157.3	\$ 185.8	\$ 116.9	\$ (28.5)	-15%	\$ 68.9	59%

Our general corporate expenses are costs that are incurred at the corporate level and include those expenses impacted by corporate direction, such as shared services, administrative, legal, equity compensation costs and restructuring expenses. General corporate expenses decreased by \$28.5 million in 2013, compared to 2012, primarily due to the \$38.7 million pension settlement recorded in 2012 partially offset by higher salary, benefit and restructuring costs as well as spending to support corporate growth and infrastructure initiatives.

General corporate expenses increased by \$68.9 million in 2012, compared to 2011, primarily due to the \$38.7 million pension settlement recorded in 2012 along with higher salary and incentive costs, spending to support corporate growth and infrastructure initiatives, and costs associated with completing the CSC Credit Services Acquisition, partially offset by lower technology costs.

## LIQUIDITY AND FINANCIAL CONDITION

Management assesses liquidity in terms of our ability to generate cash to fund operating, investing and financing activities. We continue to generate substantial cash from operating activities and remain in a strong financial position managing our capital structure to meet short- and long-term objectives including reinvestment in existing businesses and strategic acquisitions.

### Sources and Uses of Cash

Funds generated by operating activities and our credit facilities continue to be our most significant sources of liquidity. We expect that funds generated from results of operations will be sufficient to finance our anticipated working capital and other cash requirements (such as capital expenditures, interest payments, debt payments, potential pension funding contributions and dividend payments) for the foreseeable future. In the event that credit market conditions were to deteriorate, we would rely more heavily on borrowings from the Senior Credit Facility as described below. At December 31, 2013, \$748.6 million was available to borrow under our Senior Credit Facility. Our Senior Credit Facility does not include a provision under which lenders could refuse to allow us to borrow under this facility in the event of a material adverse change in our financial condition, as long as we are in compliance with the covenants contained in the lending agreement.

Information about our cash flows, by category, is presented in the Consolidated Statements of Cash Flows. The following table summarizes our cash flows for the twelve months ended December 31, 2013, 2012 and 2011:

Net cash provided by (used in):	Twelve Months Ended December 31,			Change	
	2013	2012	2011	2013 vs. 2012	2012 vs. 2011
<i>(Dollars in millions)</i>					
Operating activities	\$ 566.3	\$ 496.3	\$ 408.7	\$ 70.0	\$ 87.6
Investing activities	\$ (133.6)	\$ (1,083.6)	\$ (204.1)	\$ 950.0	\$ (879.5)
Financing activities	\$ (333.1)	\$ 606.3	\$ (195.9)	\$ (939.4)	\$ 802.2

### Operating Activities

Cash provided by operating activities for 2013 increased by \$70.0 million compared to 2012. Cash provided from net income, excluding the impact of the 2013 divestitures, the impairment of our cost method investment in 2013, the impact of the 2012 pension settlement, and adjusting for an increase in amortization expense resulting from the CSC Credit Services Acquisition, increased \$65.3 million. This increase in cash from operations was driven by the increase in net income in 2013 as compared to 2012.

Cash provided by operating activities for 2012 increased by \$87.6 million over the prior year. Cash provided from net income, excluding the impact of the 2012 pension settlement and the 2011 impact of divestitures, increased \$51.5 million. The remaining increase in cash from operations was driven primarily by changes in net working capital and other balance sheet changes, most notably a \$52.0 million reduction in cash used in current liabilities, reflecting in part an increase in accrued salaries and incentives partially offset by a change in accrued taxes, including certain items related to the merger of our business in Brazil into BVS. The increase was also driven by \$40 million of pension contributions in 2011 that did not recur in 2012. These increases were partially offset by a \$30.1 million reduction in cash related to deferred income taxes and a \$24.9 million use of cash related to increased prepaid assets and other current assets.

**Fund Transfer Limitations.** The ability of certain of our subsidiaries and associated companies to transfer funds to us is limited, in some cases, by certain restrictions imposed by foreign governments, such as Argentina; these restrictions do not, individually or in the aggregate, materially limit our ability to service our indebtedness, meet our current obligations or pay dividends. We currently hold \$98.0 million of cash in our foreign subsidiaries.

**Investing Activities**

Net cash used in:	Twelve Months Ended December 31,			Change	
	2013	2012	2011	2013 vs. 2012	2012 vs. 2011
<i>(Dollars in millions)</i>					
Capital expenditures	\$ (83.3)	\$ (66.0)	\$ (75.0)	\$ (17.3)	\$ 9.0

Our capital expenditures are used for developing, enhancing and deploying new and existing software in support of our expanding product set, replacing or adding equipment, updating systems for regulatory compliance, licensing of standard software applications, investing in system reliability, security and disaster recovery enhancements, and updating or expanding our office facilities.

Capital expenditures in 2013 increased from 2012 as we are continuing to invest in new products and technology infrastructure. Capital expenditures in 2012 were lower than 2011 primarily due to the purchase of a building in our Workforce Solutions segment during the first quarter of 2011.



## Acquisitions, Divestitures and Investments

Net cash provided by (used in):	Twelve Months Ended December 31,			Change	
	2013	2012	2011	2013 vs. 2012	2012 vs. 2011
<i>(Dollars in millions)</i>					
Acquisitions, net of cash acquired	\$ (91.4)	\$ (1,016.4)	\$ (127.4)	\$ 925.0	\$ (889.0)
Cash received from divestitures	\$ 47.5	\$ 2.5	\$ 2.5	\$ 45.0	\$ -
Investment in unconsolidated affiliates, net	\$ (6.4)	\$ (3.7)	\$ (4.2)	\$ (2.7)	\$ 0.5

**2013 Acquisitions and Investments.** During the third quarter of 2013, we acquired TrustedID, a direct-to-consumer identity protection business that is included as part of our North America Personal Solutions business unit. During the fourth quarter of 2013, we completed two acquisitions in Paraguay and Mexico in the Latin America region of our International segment.

In the first quarter of 2013, we divested of two non-strategic business lines, Equifax Settlement Services which was part of our Mortgage business within the USCIS operating segment and Talent Management Services which was part of our Employer Services business within our Workforce Solutions operating segment, for a total of \$47.5 million. \$3.5 million of the proceeds of the sale of Talent Management Services was placed into an escrow account and will be released to us 18 months after the transaction date. We also divested of two other small non-strategic operations.

We invested \$5.4 million in our joint venture in Russia in 2013 to increase our percentage ownership interest as well as \$1.0 million in another international entity.

**2012 Acquisitions and Investments.** On December 28, 2012, as a part of our long-term growth strategy of expanding our USCIS business, we acquired certain credit services business assets and operations of Computer Sciences Corporation ("CSC Credit Services") for \$1.0 billion. We financed the acquisition with available cash, the issuance of \$500 million of 3.30% ten-year senior notes, and commercial paper borrowings under our CP program. The results of this acquisition are included in our USCIS segment.

To further broaden our product offerings, during the twelve months ended December 31, 2012, we completed a number of smaller acquisitions of information services businesses in the European and Latin American regions of our International segment. The results of these acquisitions are not material.

During the second quarter of 2010, we sold our APPRO product line, generating cash proceeds of approximately \$67 million. Approximately \$5 million of the purchase price was paid by the acquirer into an escrow account that was released to us, upon the satisfaction of certain conditions, over the two year period following the sale. We received the final payment of \$2.5 million from the escrow account during the second quarter of 2012. During 2012, we also invested \$3.7 million in our joint ventures in India and Russia.

**2011 Acquisitions and Investments.** On August 1, 2011, to further enhance our market position, we acquired DataVision Resources, which provides data and business solutions to mortgage, insurance and financial services sectors, for \$50.0 million. The results of this acquisition have been included in our Workforce Solutions segment.

To further broaden our product offerings, during the twelve months ended December 31, 2011, we completed a number of smaller acquisitions of information services businesses in the European and Latin American regions of our International segment as well as our U.S. Consumer Information Solutions and Workforce Solutions segments. The results of these acquisitions are not material.

We received \$2.5 million from the escrow account established as a result of our 2010 sale of our APPRO product line during the second quarter of 2011. During 2011, we also invested \$4.2 million in our joint ventures in India and Russia.

For additional information about our acquisitions, see Note 4 of the Notes to Consolidated Financial Statements in this report.

## Financing Activities

Net cash provided by (used in):	Twelve Months Ended December 31,			Change	
	2013	2012	2011	2013 vs. 2012	2012 vs. 2011
	<i>(Dollars in millions)</i>				
Net short-term borrowings (repayments)	\$ (267.3)	\$ 234.1	\$ 24.4	\$ (501.4)	\$ 209.7
Payments on long-term debt	\$ (15.0)	\$ (15.2)	\$ (16.7)	\$ 0.2	\$ 1.5
Proceeds from issuance of long-term debt	\$ -	\$ 499.2	\$ -	\$ (499.2)	\$ 499.2

**Credit Facility Availability.** Our principal unsecured revolving credit facility with a group of banks, which we refer to as the Senior Credit Facility, permits us to borrow up to \$750.0 million through December 2017. The Senior Credit Facility may be used for general corporate purposes. Availability of the Senior Credit Facility for borrowings is reduced by the outstanding face amount of any letters of credit issued under the facility and, pursuant to our existing Board of Directors authorization, by the outstanding principal amount of our commercial paper (CP) notes.

Our \$750.0 million CP program has been established to allow for borrowing through the private placement of CP with maturities ranging from overnight to 397 days. We may use the proceeds of CP for general corporate purposes. The CP program is supported by our Senior Credit Facility and, pursuant to our existing Board of Directors authorization, the total amount of CP which may be issued is reduced by the amount of any outstanding borrowings under our Senior Credit Facility.

At December 31, 2013, there were no borrowings outstanding under our Senior Credit Facility and no commercial paper notes outstanding. At December 31, 2013, a total of \$748.6 million was available under our Senior Credit Facility.

At December 31, 2013, approximately 81% of our debt was fixed rate and 19% was effectively variable rate. Our variable-rate debt, consists of our five-year senior notes due 2014 (against which we have executed interest rate swaps to convert interest expense from fixed rates to floating rates), generally bearing interest based on a specified margin plus a base rate (LIBOR), and of our issued commercial paper, which bears short-term interest rates based on the CP market for investment grade issuers. The interest rates reset periodically, depending on the terms of the respective financing arrangements. At December 31, 2013, interest rates on our variable-rate debt ranged from 1.87% to 2.04%.

**Borrowing and Repayment Activity.** Net short-term borrowings (repayments) primarily represent borrowings or repayments of outstanding amounts under our CP program. We primarily borrow under our CP program, when available.

The decrease in net short-term borrowings (repayments) in 2013 primarily reflects the repayment of \$265.0 million of CP notes that were outstanding as of December 31, 2012. The change in net short-term borrowings (repayments) in 2012 primarily reflects the outstanding borrowings of \$265.0 million of CP notes as of December 31, 2012, that was used to partially finance the acquisition of CSC Credit Services.

On December 17, 2012, we received proceeds of \$499.2 million from the issuance of ten-year senior notes with a stated interest rate of 3.30% in an underwritten public offering. Interest is payable semi-annually in arrears on December 15 and June 15 of each year. We used the net proceeds of the sale of the notes to partially finance the acquisition of CSC Credit Services in December 2012.

**Debt Covenants.** Our outstanding indentures and comparable instruments contain customary covenants including, for example, limits on secured debt and sale/leaseback transactions. In addition, our Senior Credit Facility requires us to maintain a maximum leverage ratio of not more than 3.5 to 1.0, and limits the amount of subsidiary debt. Our leverage ratio was 1.74 at December 31, 2013. None of these covenants are considered restrictive to our operations and, as of December 31, 2013, we were in compliance with all of our debt covenants.

We do not have any credit rating triggers that would accelerate the maturity of a material amount of our outstanding debt; however, our senior notes contain change in control provisions. If we experience a change of control or publicly announce our intention to effect a change of control and the rating on the senior notes is lowered by Standard & Poor's, or S&P, and Moody's Investors Service, or Moody's, below an investment grade rating within 60 days of such change of control or notice thereof, then we will be required to offer to repurchase the senior notes at a price equal to 101% of the aggregate principal amount of the senior notes plus accrued and unpaid interest.

**Credit Ratings.** Credit ratings reflect an independent agency's judgment on the likelihood that a borrower will repay a debt obligation at maturity. The ratings reflect many considerations, such as the nature of the borrower's industry and its competitive position, the size of the company, its liquidity and access to capital and the sensitivity of a company's cash flows to changes in the economy. The two largest rating agencies, S&P and Moody's, use alphanumeric codes to designate their ratings. The highest quality rating for long-term credit obligations is AAA and Aaa for S&P and Moody's, respectively. A security rating is not a recommendation to buy, sell or hold securities and may be subject to revision or withdrawal at any time by the assigning rating agency.

Long-term ratings of BBB- and Baa3 or better by S&P and Moody's, respectively, reflect ratings on debt obligations that fall within a band of credit quality considered to be "investment grade". At December 31, 2013, the long-term ratings for our obligations were BBB+ and Baa1, which are consistent with the ratings and outlooks which existed at December 31, 2012. A downgrade in our credit rating would increase the cost of borrowings under our CP program and credit facilities, and could limit, or in the case of a significant downgrade, preclude our ability to issue CP. If our credit ratings were to decline to lower levels, we could experience increases in the interest cost for any new debt. In addition, the market's demand for, and thus our ability to readily issue, new debt could become further affected by the economic and credit market environment.

For additional information about our debt, including the terms of our financing arrangements, basis for variable interest rates and debt covenants, see Note 6 of the Notes to Consolidated Financial Statements in this report.

## Equity Transactions

Net cash provided by (used in):	Twelve Months Ended December 31,			Change	
	2013	2012	2011	2013 vs. 2012	2012 vs. 2011
	<i>(Dollars in millions)</i>				
Treasury stock purchases	\$ (11.9)	\$ (85.1)	\$ (142.3)	\$ 73.2	\$ 57.2
Dividends paid to Equifax shareholders	\$ (106.7)	\$ (86.0)	\$ (78.1)	\$ (20.7)	\$ (7.9)
Dividends paid to noncontrolling interests	\$ (10.5)	\$ (4.8)	\$ (5.6)	\$ (5.7)	\$ 0.8
Proceeds from exercise of stock options	\$ 47.8	\$ 68.3	\$ 23.7	\$ (20.5)	\$ 44.6
Excess tax benefits from stock-based compensation plans	\$ 14.6	\$ 1.7	\$ 1.2	\$ 12.9	\$ 0.5
Contributions from noncontrolling interests	\$ 16.7	\$ -	\$ -	\$ 16.7	\$ -

Sources and uses of cash related to equity during the twelve months ended December 31, 2013, 2012 and 2011 were as follows:

- Under share repurchase programs authorized by our Board of Directors, we purchased 0.2 million, 1.9 million, and 4.2 million common shares on the open market during the twelve months ended December 31, 2013, 2012 and 2011, respectively, for \$11.9 million, \$85.1 million and \$142.3 million, respectively, at an average price per common share of \$59.74, \$45.73 and \$34.19, respectively. At December 31, 2013, under the existing board authorization, the Company is approved for additional stock repurchases valued at \$215.1 million.
- During the twelve months ended December 31, 2013, 2012 and 2011, we paid cash dividends to Equifax shareholders of \$106.7 million, \$86.0 million and \$78.1 million, respectively, at \$0.88 per share for 2013, \$0.72 per share for 2012 and \$0.64 per share for 2011.

## Contractual Obligations and Commercial Commitments

The following table summarizes our significant contractual obligations and commitments as of December 31, 2013. The table excludes commitments that are contingent based on events or factors uncertain at this time. Some of the excluded commitments are discussed below the footnotes to the table.

	Payments due by				
	Total	Less than 1 year	1 to 3 years	3 to 5 years	Thereafter
	<i>(In millions)</i>				
Debt (including capitalized lease obligation) <sup>(1)</sup>	\$ 1,438.1	\$ 290.6	\$ -	\$ 272.5	\$ 875.0
Operating leases <sup>(2)</sup>	97.2	19.1	24.2	13.6	40.3
Data processing, outsourcing agreements and other purchase obligations <sup>(3)</sup>	97.5	66.0	24.7	3.8	3.0
Other long-term liabilities <sup>(4) (6)</sup>	98.4	6.7	13.1	10.5	68.1
Interest payments <sup>(5)</sup>	750.9	66.2	119.6	93.9	471.2
	<u>\$ 2,482.1</u>	<u>\$ 448.6</u>	<u>\$ 181.6</u>	<u>\$ 394.3</u>	<u>\$ 1,457.6</u>

- (1) The amounts are gross of unamortized discounts totaling \$2.1 million and fair value adjustments of \$6.0 million at December 31, 2013. Total debt on our Consolidated Balance Sheets is net of the unamortized discounts and fair value adjustments.
- (2) Our operating lease obligations principally involve office space and equipment, which include the ground lease associated with our headquarters building that expires in 2048.
- (3) These agreements primarily represent our minimum contractual obligations for services that we outsource associated with our computer data processing operations and related functions, and certain administrative functions. These agreements expire between 2013 and 2018.

- (4) These long-term liabilities primarily relate to obligations associated with certain pension, postretirement and other compensation-related plans, some of which are discounted in accordance with U.S. generally accepted accounting principles, or GAAP. We made certain assumptions about the timing of such future payments. In the table above, we have not included amounts related to future pension plan obligations, as such required funding amounts beyond 2013 have not been deemed necessary due to our current expectations regarding future plan asset performance.
- (5) For future interest payments on variable-rate debt, which are generally based on a specified margin plus a base rate (LIBOR) or on CP rates for investment grade issuers, we used the variable rate in effect at December 31, 2013 to calculate these payments. Our variable rate debt at December 31, 2013, consisted of CP, borrowings under our credit facilities and our five-year senior notes due 2014 (against which we have executed interest rate swaps to convert interest expense from fixed rates to floating rates). Future interest payments related to our Senior Credit Facility and our CP program are based on the borrowings outstanding at December 31, 2013 through their respective maturity dates, assuming such borrowings are outstanding until that time. The variable portion of the rate at December 31, 2013 ranged from 1.87% to 2.04% for all of our variable-rate debt. Future interest payments may be different depending on future borrowing activity and interest rates.
- (6) This table excludes \$22.6 million of unrecognized tax benefits, including interest and penalties, as we cannot make a reasonably reliable estimate of the period of cash settlement with the respective taxing authorities.

## **Off-Balance Sheet Transactions**

We do not engage in off-balance sheet financing activities.

Pursuant to the terms of certain industrial revenue bonds, we have transferred title to certain of our fixed assets with total costs of \$82.6 million and \$70.7 million, as of December 31, 2013 and 2012, respectively, to a local governmental authority in the U.S. to receive a property tax abatement related to economic development. The title to these assets will revert back to us upon retirement or cancellation of the applicable bonds. These fixed assets are still recognized on the Company's Consolidated Balance Sheets as all risks and rewards remain with the Company.

## **Letters of Credit and Guarantees**

We will from time to time issue standby letters of credit, performance bonds or other guarantees in the normal course of business. The aggregate notional amount of all performance bonds and standby letters of credit was not material at December 31, 2013, and all have a remaining maturity of one year or less. Guarantees are issued from time to time to support the needs of our operating units. The maximum potential future payments we could be required to make under the guarantees is not material at December 31, 2013.

## **Benefit Plans**

We sponsor a qualified defined benefit retirement plan (the U.S. Retirement Income Plan, or USRIP) that covers approximately 20% of current U.S. salaried employees who were hired on or before June 30, 2007, the last date on which an individual could be hired and enter the plan before the USRIP was frozen to new participation at December 31, 2008. This plan also covers many retirees as well as certain terminated but vested individuals not yet in retirement status. We also sponsor a defined benefit plan that covers most salaried and hourly employees in Canada (the Canadian Retirement Income Plan, or CRIP). The CRIP was frozen to new participants entering the plan on or after October 1, 2011.

At December 31, 2013, the USRIP met or exceeded ERISA's minimum funding requirements. During the twelve months ended December 31, 2013 and 2012, we did not make any contributions to the USRIP. We contributed \$2.6 million and \$3.7 million to the CRIP during the twelve months ended December 31, 2013 and 2012, respectively. In the future, we will make minimum funding contributions as required and may make discretionary contributions, depending on certain circumstances, including market conditions and liquidity needs. We believe additional funding contributions, if any, would not prevent us from continuing to meet our liquidity needs, which are primarily funded from cash flows generated by operating activities, available cash and cash equivalents, and our credit facilities.

For our non-U.S., tax-qualified retirement plans, we fund an amount sufficient to meet minimum funding requirements but no more than allowed as a tax deduction pursuant to applicable tax regulations. For the non-qualified supplementary retirement plans, we fund the benefits as they are paid to retired participants, but accrue the associated expense and liabilities in accordance with GAAP.

For additional information about our benefit plans, see Note 11 of the Notes to Consolidated Financial Statements in this report.

## **Seasonality**

We experience seasonality in certain of our revenue streams. Revenue generated from the Employer Services business unit within the Workforce Solutions operating segment is generally higher in the first quarter due primarily to the provision of Form W-2 preparation services, which occur in the first quarter each year. Revenue from our OCIS and Mortgage Solutions business units tends to increase in periods of the year in which our customers have higher volumes of credit granting decisions, most commonly the second and third calendar quarters. Revenues in our North America Commercial business and the Consumer Financial Marketing Services business line within USCIS are typically highest in the fourth quarter each year due to the timing of certain significant annual renewals of project-based agreements. On a consolidated basis, combining all of these businesses, and assuming normal economic conditions, first quarter revenue is normally the lowest quarterly revenue of the year, and the fourth quarter is the highest.

## Effects of Inflation and Changes in Foreign Currency Exchange Rates

Equifax's operating results are not materially affected by inflation, although inflation may result in increases in the Company's expenses, which may not be readily recoverable in the price of services offered. To the extent inflation results in rising interest rates and has other adverse effects upon the securities markets and upon the value of financial instruments, it may adversely affect the Company's financial position and profitability.

A portion of the Company's business is conducted in currencies other than the U.S. dollar, and changes in foreign exchange rates relative to the U.S. dollar can therefore affect the value of non-U.S. dollar net assets, revenues and expenses. Potential exposures as a result of these fluctuations in currencies are closely monitored. We generally do not mitigate the risks associated with fluctuating exchange rates, although we may from time to time through forward contracts or other derivative instruments hedge a portion of our translational foreign currency exposure or exchange rate risks associated with material transactions which are denominated in a foreign currency.

## RECENT ACCOUNTING PRONOUNCEMENTS

For information about new accounting pronouncements and the potential impact on our Consolidated Financial Statements, see Note 1 of the Notes to Consolidated Financial Statements in this report.

## APPLICATION OF CRITICAL ACCOUNTING POLICIES AND ESTIMATES

The Company's Consolidated Financial Statements are prepared in conformity with U.S. generally accepted accounting principles, or GAAP. This requires our management to make estimates and assumptions that affect the reported amounts of assets and liabilities, revenues and expenses and related disclosures of contingent assets and liabilities in our Consolidated Financial Statements and the Notes to Consolidated Financial Statements. The following accounting policies involve critical accounting estimates because they are particularly dependent on estimates and assumptions made by management about matters that are uncertain at the time the accounting estimates are made. In addition, while we have used our best estimates based on facts and circumstances available to us at the time, different estimates reasonably could have been used in the current period, or changes in the accounting estimates that we used are reasonably likely to occur from period to period, either of which may have a material impact on the presentation of our Consolidated Balance Sheets and Statements of Income. We also have other significant accounting policies which involve the use of estimates, judgments and assumptions that are relevant to understanding our results. For additional information about these policies, see Note 1 of the Notes to Consolidated Financial Statements in this report. Although we believe that our estimates, assumptions and judgments are reasonable, they are based upon information available at the time. Actual results may differ significantly from these estimates under different assumptions, judgments or conditions.

### Revenue Recognition

Revenue is recognized when persuasive evidence of an arrangement exists, collectibility of arrangement consideration is reasonably assured, the arrangement fees are fixed or determinable and delivery of the product or service has been completed. A significant portion of our revenue is derived from the provision of information services to our customers on a transaction basis, in which case revenue is recognized, assuming all other revenue recognition criteria are met, when the services are provided. A smaller portion of our revenues relate to subscription-based contracts under which a customer pays a preset fee for a predetermined or unlimited number of transactions or services provided during the subscription period, generally one year. Revenue related to subscription-based contracts having a preset number of transactions is recognized as the services are provided, using an effective transaction rate as the actual transactions are completed. Any remaining revenue related to unfulfilled units is not recognized until the end of the related contract's subscription period. Revenue related to subscription-based contracts having an unlimited volume is recognized ratably during the contract term. Revenue is recorded net of sales taxes.

If at the outset of an arrangement, we determine that collectibility is not reasonably assured, revenue is deferred until the earlier of when collectibility becomes probable or the receipt of payment. If there is uncertainty as to the customer's acceptance of our deliverables, revenue is not recognized until the earlier of receipt of customer acceptance or expiration of the acceptance period. If at the outset of an arrangement, we determine that the arrangement fee is not fixed or determinable, revenue is deferred until the arrangement fee becomes fixed or determinable, assuming all other revenue recognition criteria have been met.

The determination of certain of our tax management services revenue requires the use of estimates, principally related to transaction volumes in instances where these volumes are reported to us by our clients on a monthly basis in arrears. In these instances, we estimate transaction volumes based on average actual volumes reported in the past. Differences between our estimates and actual final volumes reported are recorded in the period in which actual volumes are reported. We have not experienced significant variances between our estimates and actual reported volumes in the past. We monitor actual volumes to ensure that we will continue to make reasonable estimates in the future. If we determine that we are unable to make reasonable future estimates, revenue may be deferred until actual customer data is obtained. Also within our Workforce Solutions operating segment, the fees for certain of our tax credits and incentives revenue are based on a percentage of the credit delivered to our clients. Revenue for these arrangements is recognized based on the achievement of milestones, upon calculation of the credit, or when the credit is utilized by our client, depending on the provisions of the client contract.

We have certain offerings that are sold as multiple element arrangements. The multiple elements may include consumer or commercial information, file updates for certain solutions, services provided by our decisioning technologies personnel, training services, statistical models and other services. To account for each of these elements separately, the delivered elements must have stand-alone value to our customer. If we are unable to unbundle the arrangement into separate units of accounting, we apply one of the accounting policies described above. This may lead to the arrangement consideration being recognized as the final contract element is delivered to our customer or ratably over the contract.

Many of our multiple element arrangements involve the delivery of services generated by a combination of services provided by one or more of our operating segments. No individual information service impacts the value or usage of other information services included in an arrangement and each service can be sold alone or, in most cases, purchased from another vendor without affecting the quality of use or value to the customer of the other information services included in the arrangement. Some of our products require the development of interfaces or platforms by our decisioning technologies personnel that allow our customers to interact with our proprietary information databases. These development services do not meet the requirement for having stand-alone value, thus any related development fees are deferred when billed and are recognized over the expected period that the customer will benefit from the related decisioning technologies service. Revenue from the provision of statistical models is recognized as the service is provided and accepted, assuming all other revenue recognition criteria are met. The direct costs of set up of a customer are capitalized and amortized as a cost of service during the term of the related customer contract.

We have some multiple element arrangements that include software. We recognize the elements for which we have established vendor specific objective evidence at fair value upon delivery, in accordance with the applicable guidance.

We record revenue on a net basis for those sales in which we have in substance acted as an agent or broker in the transaction.

Deferred revenue consists of amounts billed in excess of revenue recognized on sales relating generally to the deferral of subscription fees and arrangement consideration from elements not meeting the criteria for having stand-alone value discussed above. Deferred revenues are subsequently recognized as revenue in accordance with our revenue recognition policies.

*Judgments and uncertainties* — Each element of a multiple element arrangement must be considered separately to ensure that appropriate accounting is performed for these deliverables. These considerations include assessing the price at which the element is sold compared to its relative fair value; concluding when the element will be delivered; evaluating collectibility; and determining whether any contingencies exist in the related customer contract that impact the prices paid to us for the services.

In addition, the determination of certain of our marketing information services and tax management services revenue requires the use of estimates, principally related to transaction volumes in instances where these volumes are reported to us by our clients on a monthly basis in arrears. In these instances, we estimate transaction volumes based on average actual volumes reported in the past. Differences between our estimates and actual final volumes reported are recorded in the period in which actual volumes are reported.



*Effects if actual results differ from assumptions* — We have not experienced significant variances between our estimates of marketing information services and tax management services revenues reported to us by our customers and actual reported volumes in the past. We monitor actual volumes to ensure that we will continue to make reasonable estimates in the future. If we determine that we are unable to make reasonable future estimates, revenue may be deferred until actual customer data is obtained. However, if actual results are not consistent with our estimates and assumptions, or if our customer arrangements become more complex or include more bundled offerings in the future, we may be required to recognize revenue differently in the future to account for these changes. We do not believe there is a reasonable likelihood that there will be a material change in the future estimates or assumptions we use to recognize revenue.

#### Goodwill and Indefinite-Lived Intangible Assets

We review goodwill and indefinite lived intangible assets for impairment annually (as of September 30) and whenever events or changes in circumstances indicate the carrying value of an asset may not be recoverable. These events or circumstances could include a significant change in the business climate, legal factors, operating performance or trends, competition, or sale or disposition of a significant portion of a reporting unit. We have nine reporting units comprised of Consumer Information Solutions (which includes part of Online Consumer Information Solutions, Mortgage Solutions and Consumer Financial Marketing Services), Identity Management (part of Online Consumer Information Solutions), Europe, Latin America, Canada Consumer, North America Personal Solutions, North America Commercial Solutions, Verification Services, and Employer Services.

The goodwill balance at December 31, 2013, for our nine reporting units was as follows:

	<b>December 31,</b>
	<b>2013</b>
	<i>(In millions)</i>
Consumer Information Solutions	<b>\$ 971.4</b>
ID Management	<b>61.1</b>
Europe	<b>124.2</b>
Latin America	<b>247.5</b>
Canada Consumer	<b>29.3</b>
North America Personal Solutions	<b>16.7</b>
North America Commercial Solutions	<b>37.2</b>
Verification Services	<b>738.7</b>
Employer Services	<b>169.0</b>
Total goodwill	<b>\$ 2,395.1</b>

We performed a qualitative assessment to determine whether further impairment testing was necessary for our Consumer Information Solutions, Europe, Canada Consumer, North America Personal Solutions, North America Commercial Solutions, Verification Services and Employer Services reporting units. In this qualitative assessment, we considered the following items for each of the reporting units: macroeconomic conditions, industry and market conditions, overall financial performance and other entity specific events. In addition, for each of these reporting units, the most recent fair value determination resulted in an amount that exceeded the carrying amount of the reporting units. Based on these assessments, we determined the likelihood that a current fair value determination would be less than the current carrying amount of the reporting unit is not more likely than not. As a result of our conclusions, no further testing was required for these reporting units.

*Judgments and Uncertainties* — In determining the fair value the ID Management and Latin America reporting units for which we performed a quantitative test, we used a combination of the income and market approaches to estimate the reporting unit's business enterprise value.

Under the income approach, we calculate the fair value of a reporting unit based on estimated future discounted cash flows which require assumptions about short and long-term revenue growth rates, operating margins for each reporting unit, discount rates, foreign currency exchange rates and estimates of capital charges. The assumptions we use are based on what we believe a hypothetical marketplace participant would use in estimating fair value. Under the market approach, we estimate the fair value based on market multiples of revenue or earnings before income taxes, depreciation and amortization, for benchmark companies. We believe the benchmark companies used for each of the reporting units serve as an appropriate input for calculating a fair value for the reporting unit as those benchmark companies have similar risks, participate in similar markets, provide similar services for their customers and compete with us directly. The companies we use as benchmarks are principally outlined in our “Competition” discussion in Item 1 of our 2013 Form 10-K. Data for the benchmark companies was obtained from publicly available information. Latin America and ID Management have benchmark companies that conduct operations of businesses of a similar type, such as Experian Group Limited and Fair Isaac Corporation. Valuation multiples were selected based on a financial benchmarking analysis that compared the reporting unit’s operating result with the comparable companies’ information. In addition to these financial considerations, qualitative factors such as variations in growth opportunities and overall risk among the benchmark companies were considered in the ultimate selection of the multiple.

The values separately derived from each of the income and market approach valuation techniques were used to develop an overall estimate of a reporting unit’s fair value. We use a consistent approach across all reporting units when considering the weight of the income and market approaches for calculating the fair value of each of our reporting units. This approach relies more heavily on the calculated fair value derived from the income approach, with 70% of the value coming from the income approach. We believe this approach is consistent with that of a market participant in valuing prospective purchase business combinations. The selection and weighting of the various fair value techniques may result in a higher or lower fair value. Judgment is applied in determining the weightings that are most representative of fair value.

We have not made any material changes to the valuation methodology we use to assess goodwill impairment since the date of the last annual impairment test.

#### *Growth Assumptions*

The assumptions for our future cash flows begin with our historical operating performance, the details of which are described in our Management’s Discussion & Analysis of operating performance. Additionally, we consider the impact that known economic, industry and market trends will have on our future forecasts, as well as the impact that we expect from planned business initiatives including new product initiatives, client service and retention standards, and cost management programs. At the end of the forecast period, the long-term growth rate we used to determine the terminal value of each reporting unit was 3% based on management’s assessment of the minimum expected terminal growth rate of the reporting unit, as well as broader economic considerations such as GDP, inflation and the maturity of the markets we serve.

We projected revenue growth in 2014 for our reporting units in completing our 2013 impairment testing based on planned business initiatives and prevailing trends exhibited by these units and not based on the assumption of meaningful acceleration in economic growth. The anticipated revenue growth in our reporting units, however, is partially offset by assumed increases in expenses for a majority of our reporting units which reflect the additional level of investment needed in order to achieve the planned revenue growth. Our 2014 long-term forecast is not dependent upon meaningful acceleration of global economic growth in the near term and we continue to take cost containment actions to help maintain operating margins for our reporting units.

#### *Discount Rate Assumptions*

We utilize a weighted average cost of capital, or WACC, in our impairment analysis that makes assumptions about the capital structure that we believe a market participant would make and include a risk premium based on an assessment of risks related to the projected cash flows of each reporting unit. We believe this approach yields a discount rate that is consistent with an implied rate of return that a market participant would require for an investment in a company having similar risks and business characteristics to the reporting unit being assessed. To calculate the WACC, the cost of equity and cost of debt are multiplied by the assumed capital structure of the reporting unit as compared to industry trends and relevant benchmark company structures. The cost of equity was computed using the Capital Asset Pricing Model which considers the risk-free interest rate, beta, equity risk premium and specific company risk premium related to a particular reporting unit. The cost of debt was computed using a benchmark rate and the Company's tax rate. For the 2013 annual goodwill impairment evaluation, the discount rates used to develop the estimated fair value of the reporting units evaluated were 11% and 17%. Because of assigned market premiums, discount rates are lowest for reporting units, whose cash flows are expected to be less volatile due to such factors as the maturity of the market they serve, their position in that market or other macroeconomic factors. Where there is the greatest volatility of cash flows due to competition, or participation in less stable geographic markets than the United States, such as our Latin America reporting unit, the discount rate selected is in the higher portion of the range as there is more inherent risk in the expected cash flows of that reporting unit.

#### *Estimated Fair Value and Sensitivities*

The estimated fair value of the reporting units whose fair value was calculated for purposes of the 2013 impairment testing is derived from the valuation techniques described above, incorporating the related projections and assumptions. An indication of possible impairment occurs when the estimated fair value of the reporting unit is below the carrying value of its equity. The estimated fair value for these reporting units exceeded their related carrying value as of September 30, 2013. As a result, no goodwill impairment was recorded.

The estimated fair value of the reporting unit is highly sensitive to changes in these projections and assumptions; therefore, in some instances changes in these assumptions could impact whether the fair value of a reporting unit is greater than its carrying value. For example, an increase in the discount rate and decline in the projected cumulative cash flow of a reporting unit could cause the fair value of certain reporting units to be below its carrying value. We perform sensitivity analyses around these assumptions in order to assess the reasonableness of the assumptions and the resulting estimated fair values. Ultimately, future potential changes in these assumptions may impact the estimated fair value of a reporting unit and cause the fair value of the reporting unit to be below its carrying value. The excess of fair value over carrying value for the Company's reporting units that were valued as of September 30, 2013, were 27% and 40%.

No new indications of impairment existed during the fourth quarter of 2013, thus no impairment testing was updated as of December 31, 2013.

*Effect if actual results differ from assumptions*— We believe that our estimates are consistent with assumptions that marketplace participants would use in their estimates of fair value. However, if actual results are not consistent with our estimates and assumptions, we may be exposed to an impairment charge that could be material.

## Loss Contingencies

We are subject to various proceedings, lawsuits and claims arising in the normal course of our business. We determine whether to disclose and/or accrue for loss contingencies based on our assessment of whether the potential loss is probable, reasonably possible or remote.

*Judgments and uncertainties* — We periodically review claims and legal proceedings and assess whether we have potential financial exposure based on consultation with internal and outside legal counsel and other advisors. If the likelihood of an adverse outcome from any claim or legal proceeding is probable and the amount can be reasonably estimated, we record a liability on our Consolidated Balance Sheets for the estimated settlement costs. If the likelihood of an adverse outcome is reasonably possible, but not probable, we provide disclosures related to the potential loss contingency. Our assumptions related to loss contingencies are inherently subjective.

*Effect if actual results differ from assumptions* — We do not believe there is a reasonable likelihood that there will be a material change in the future estimates or assumptions we use to determine loss contingencies. However, if facts and circumstances change in the future that change our belief regarding assumptions used to determine our estimates, we may be exposed to a loss that could be material.

## Income Taxes

We record deferred income taxes using enacted tax laws and rates for the years in which the taxes are expected to be paid. We assess the likelihood that our net deferred tax assets will be recovered from future taxable income or other tax planning strategies. To the extent that we believe that recovery is not likely, we must establish a valuation allowance to reduce the deferred tax asset to the amount we estimate will be recoverable.

Our income tax provisions are based on assumptions and calculations which will be subject to examination by various tax authorities. We record tax benefits for positions in which we believe are more likely than not of being sustained under such examinations. We assess the potential outcome of such examinations to determine the adequacy of our income tax accruals.

*Judgments and uncertainties* — We consider accounting for income taxes critical because management is required to make significant judgments in determining our provision for income taxes, our deferred tax assets and liabilities, and our future taxable income for purposes of assessing our ability to realize any future benefit from our deferred tax assets. These judgments and estimates are affected by our expectations of future taxable income, mix of earnings among different taxing jurisdictions, and timing of the reversal of deferred tax assets and liabilities.

We also use our judgment to determine whether it is more likely than not that we will sustain positions that we have taken on tax returns and, if so, the amount of benefit to initially recognize within our financial statements. We review our uncertain tax positions and adjust our unrecognized tax benefits in light of changes in facts and circumstances, such as changes in tax law, interactions with taxing authorities and developments in case law. These adjustments to our unrecognized tax benefits may affect our income tax expense. Settlement of uncertain tax positions may require use of our cash. At December 31, 2013, \$22.6 million was recorded for uncertain tax benefits, including interest and penalties, of which it is reasonably possible that up to \$6.0 million of our unrecognized tax benefit may change within the next twelve months.

*Effect if actual results differ from assumptions* — Although management believes that the judgments and estimates discussed herein are reasonable, actual results could differ, and we may be exposed to increases or decreases in income tax expense that could be material.

## Pension and Other Postretirement Plans

We consider accounting for our U.S. and Canadian pension and other postretirement plans critical because management is required to make significant subjective judgments about a number of actuarial assumptions, which include discount rates, expected return on plan assets, interest cost and mortality and retirement rates. Actuarial valuations are used in determining our benefit obligation and net periodic benefit cost.

*Judgments and uncertainties* — We believe that the most significant assumptions related to our net periodic benefit cost are (1) the discount rate and (2) the expected return on plan assets, in each case as it relates to our U.S. pension plan. Our Canadian plan is small, and the impact of changes in assumptions for that plan is not material.

We determine our discount rates primarily based on high-quality, fixed-income investments and yield-to-maturity analysis specific to our estimated future benefit payments available as of the measurement date. Discount rates are updated annually on the measurement date to reflect current market conditions. We use a third party yield curve to develop our discount rates. The yield curve provides discount rates related to a dedicated high-quality bond portfolio whose cash flows extend beyond the current period, from which we choose a rate matched to the expected benefit payments required for each plan.

The expected rate of return on plan assets is based on both our historical returns and forecasted future investment returns by asset class, as provided by our external investment advisor. In 2013, the U.S. pension plan investment returns of 11.4% exceeded the expected return of 7.5% for the fourth time in the last five years. The expected return for 2014 remains at 7.5%, which is consistent with the rate used for 2013. The CRIP earned 13.5% in 2013 also exceeding its expected return of 6.75% for the fourth time in five years. The CRIP has a lower expected return due to a higher asset allocation to fixed income securities. Our weighted-average expected rate of return for both plans for 2014 is 7.43% which was also the 2013 expected rate.

Annual differences, if any, between the expected and actual returns on plan assets are included in unrecognized net actuarial gain or loss, a component of other comprehensive income. In calculating the annual amortization of the unrecognized net actuarial gain or loss, we use a market-related value of assets that smoothes actual investment gains and losses on plan assets over a period up to five years. The resulting unrecognized net actuarial gain or loss amount is recognized in net periodic pension expense over the average remaining life expectancy of the participant group since almost all participants are inactive. The market-related value of our assets was \$554.8 million at December 31, 2013. We do not expect our 2014 net periodic benefit cost, which includes the effect of the market-related value of assets, to be materially different than our 2013 cost. See Note 11 of the Notes to the Consolidated Financial Statements for details on changes in the pension benefit obligation and the fair value of plan assets.

*Effect if actual results differ from assumptions*— We do not believe there is a reasonable likelihood that there will be a material change in the future estimates or assumptions that are used in our actuarial valuations. Adjusting our weighted-average expected long-term rate of return (7.43% at December 31, 2013) by 50 basis points would change our estimated pension expense in 2014 by approximately \$2.8 million. Adjusting our weighted-average discount rate (5.07% at December 31, 2013) by 50 basis points would change our estimated pension expense in 2014 by approximately \$0.8 million. However, if actual results are not consistent with our estimates or assumptions, we may be exposed to changes in pension expense that could be material.

#### **Purchase Accounting for Acquisitions**

We account for acquisitions under Accounting Standards Codification 805, *Business Combinations*, which changed the application of the acquisition method of accounting in a business combination and also modified the way assets acquired and liabilities assumed are recognized on a prospective basis. In general, the acquisition method of accounting requires companies to record assets acquired and liabilities assumed at their respective fair market values at the date of acquisition. We primarily estimate fair value of identified intangible assets using discounted cash flow analyses based on market participant based inputs. Any amount of the purchase price paid that is in excess of the estimated fair values of net assets acquired is recorded in the line item goodwill in our consolidated balance sheets. Transaction costs, as well as costs to reorganize acquired companies, are expensed as incurred in our Consolidated Statements of Income.

*Judgments and uncertainties* — We consider accounting for business combinations critical because management's judgment is used to determine the estimated fair values assigned to assets acquired and liabilities assumed and amortization periods for intangible assets, which can materially affect the our results of operations.

*Effect if actual results differ from assumptions*— Although management believes that the judgments and estimates discussed herein are reasonable, actual results could differ, and we may be exposed to an impairment charge if we are unable to recover the value of the recorded net assets.

## ITEM 7A. QUANTITATIVE AND QUALITATIVE DISCLOSURES ABOUT MARKET RISK

In the normal course of our business, we are exposed to market risk, primarily from changes in foreign currency exchange rates and interest rates that could impact our results of operations and financial position. We manage our exposure to these market risks through our regular operating and financing activities, and, when deemed appropriate, through the use of derivative financial instruments, such as interest rate swaps, to hedge certain of these exposures. We use derivative financial instruments as risk management tools and not for speculative or trading purposes.

### Foreign Currency Exchange Rate Risk

A substantial majority of our revenue, expense and capital expenditure activities are transacted in U.S. dollars. However, we do transact business in other currencies, primarily the British pound, the Canadian dollar, the Chilean peso, the Argentine peso and the Euro. For most of these foreign currencies, we are a net recipient, and, therefore, benefit from a weaker U.S. dollar and are adversely affected by a stronger U.S. dollar relative to the foreign currencies in which we transact significant amounts of business.

We are required to translate, or express in U.S. dollars, the assets and liabilities of our foreign subsidiaries that are denominated or measured in foreign currencies at the applicable year-end rate of exchange on our Consolidated Balance Sheets and income statement items of our foreign subsidiaries at the average rates prevailing during the year. We record the resulting translation adjustment, and gains and losses resulting from the translation of intercompany balances of a long-term investment nature within other comprehensive income, as a component of our shareholders' equity. Foreign currency transaction gains and losses, which have historically been immaterial, are recorded on our Consolidated Statements of Income. We generally do not mitigate the risks associated with fluctuating exchange rates, although we may from time to time through forward contracts or other derivative instruments hedge a portion of our translational foreign currency exposure or exchange rate risks associated with material transactions which are denominated in a foreign currency.

For the year ended December 31, 2013, a 10% weaker U.S. dollar against the currencies of all foreign countries in which we had operations during 2013 would have increased our revenue by \$52.0 million and our pre-tax operating profit by \$17.4 million. For the year ended December 31, 2012, a 10% weaker U.S. dollar against the currencies of all foreign countries in which we had operations during 2012 would have increased our revenue by \$49.4 million and our pre-tax operating profit by \$16.7 million. A 10% stronger U.S. dollar would have resulted in similar decreases to our revenue and pre-tax operating profit for 2013 and 2012.

On average across our mix of international businesses, foreign currencies at December 31, 2013, were weaker against the U.S. dollar than the average foreign exchange rates that prevailed across the full year 2013. As a result, if foreign exchange rates were unchanged throughout 2014, foreign exchange translation would reduce growth as reported in U.S. dollars. As foreign exchange rates change daily, there can be no assurance that foreign exchange rates will remain constant throughout 2014, and rates could go either higher or lower.

### Interest Rate Risk

Our exposure to market risk for changes in interest rates relates to our variable-rate, long-term Senior Credit Facility and commercial paper borrowings, as well as our interest rate swaps which economically convert our 2014 fixed rate bonds from a fixed rate of interest to a floating rate. We attempt to achieve the lowest all-in weighted-average cost of debt while simultaneously taking into account the mix of our fixed- and floating-rate debt, and the average life and scheduled maturities of our debt. At December 31, 2013, our weighted average cost of debt was 4.6% and weighted-average life of debt was 9.3 years. At December 31, 2013, 81% of our debt was fixed rate, and the remaining 19% was variable rate after giving effect to the interest rate swaps on our 2014 bonds. Occasionally we use derivatives to manage our exposure to changes in interest rates by entering into interest rate swaps. A 100 basis point increase in the weighted-average interest rate on our variable-rate debt would have increased our 2013 interest expense by \$2.8 million.

Based on the amount of outstanding variable-rate debt, we have exposure to interest rate risk. In the future, if our mix of fixed-rate and variable-rate debt were to change due to additional borrowings under existing or new variable-rate debt, we could have additional exposure to interest rate risk. The nature and amount of our long-term and short-term debt, as well as the proportionate amount of fixed-rate and variable-rate debt, can be expected to vary as a result of future business requirements, market conditions and other factors.

## ITEM 8. FINANCIAL STATEMENTS AND SUPPLEMENTARY DATA

### Index to Financial Statements

Management's Report on Internal Control over Financial Reporting	54
Report of Independent Registered Public Accounting Firm on Internal Control over Financial Reporting	55
Report of Independent Registered Public Accounting Firm	56
Consolidated Statements of Income for each of the three years in the period ended December 31, 2013	57
Consolidated Statements of Comprehensive Income for each of the three years in the period ended December 31, 2013	58
Consolidated Balance Sheets at December 31, 2013 and 2012	59
Consolidated Statements of Cash Flows for each of the three years in the period ended December 31, 2013	60
Consolidated Statements of Shareholders' Equity and Other Comprehensive Income for each of the three years in the period ended December 31, 2013	61
Notes to Consolidated Financial Statements	63

### MANAGEMENT'S REPORT ON INTERNAL CONTROL OVER FINANCIAL REPORTING

Management of Equifax is responsible for establishing and maintaining adequate internal control over financial reporting as defined in Rule 13a-15(f) under the Securities Exchange Act of 1934. Equifax's internal control over financial reporting is a process designed to provide reasonable assurance regarding the reliability of financial reporting and the preparation of financial statements for external purposes in accordance with U.S. generally accepted accounting principles. Internal control over financial reporting includes those written policies and procedures that:

- Pertain to the maintenance of records that, in reasonable detail, accurately and fairly reflect the transactions and dispositions of the assets of Equifax;
- Provide reasonable assurance that transactions are recorded as necessary to permit preparation of financial statements in accordance with U.S. generally accepted accounting principles;
- Provide reasonable assurance that receipts and expenditures of Equifax are being made only in accordance with authorization of management and the Board of Directors of Equifax; and
- Provide reasonable assurance regarding prevention or timely detection of unauthorized acquisition, use or disposition of assets that could have a material effect on the consolidated financial statements.

Internal control over financial reporting includes the controls themselves, monitoring and internal auditing practices, and actions taken to correct deficiencies as identified.

Because of its inherent limitations, internal control over financial reporting may not prevent or detect all misstatements. Also, projections of any evaluation of effectiveness to future periods are subject to the risk that controls may become inadequate because of changes in conditions, or that the degree of compliance with the policies or procedures may deteriorate.

Management assessed the effectiveness of Equifax's internal control over financial reporting as of December 31, 2013. Management based this assessment on criteria for effective internal control over financial reporting described in "Internal Control — Integrated Framework" issued by the Committee of Sponsoring Organizations of the Treadway Commission ("1992 Framework"). Management's assessment included an evaluation of the design of Equifax's internal control over financial reporting and testing of the operational effectiveness of its internal control over financial reporting. Management reviewed the results of its assessment with the Audit Committee of its Board of Directors. During 2013, the Company acquired three businesses. Refer to Note 4 of Notes to Consolidated Financial Statements for additional information regarding the acquisitions. Management has excluded these businesses from its assessment of and conclusion on the effectiveness of the Company's internal controls over financial reporting as of December 31, 2013. The acquisitions were not material to the 2013 consolidated financial statements.

Based on this assessment, management determined that, as of December 31, 2013, Equifax maintained effective internal control over financial reporting. Ernst & Young LLP, the Company's independent registered public accounting firm, has issued an audit report on the Company's internal control over financial reporting as of December 31, 2013.

**REPORT OF INDEPENDENT REGISTERED PUBLIC ACCOUNTING FIRM  
ON INTERNAL CONTROL OVER FINANCIAL REPORTING**

The Board of Directors and Shareholders of Equifax Inc.:

We have audited Equifax Inc.'s ("Equifax" or "the Company") internal control over financial reporting as of December 31, 2013, based on criteria established in Internal Control—Integrated Framework issued by the Committee of Sponsoring Organizations of the Treadway Commission ("1992 framework") (the COSO criteria). Equifax's management is responsible for maintaining effective internal control over financial reporting, and for its assessment of the effectiveness of internal control over financial reporting included in the accompanying Management's Report on Internal Control Over Financial Reporting. Our responsibility is to express an opinion on the Company's internal control over financial reporting based on our audit.

We conducted our audit in accordance with the standards of the Public Company Accounting Oversight Board (United States). Those standards require that we plan and perform the audit to obtain reasonable assurance about whether effective internal control over financial reporting was maintained in all material respects. Our audit included obtaining an understanding of internal control over financial reporting, assessing the risk that a material weakness exists, testing and evaluating the design and operating effectiveness of internal control based on the assessed risk, and performing such other procedures as we considered necessary in the circumstances. We believe that our audit provides a reasonable basis for our opinion.

A company's internal control over financial reporting is a process designed to provide reasonable assurance regarding the reliability of financial reporting and the preparation of financial statements for external purposes in accordance with generally accepted accounting principles. A company's internal control over financial reporting includes those policies and procedures that (1) pertain to the maintenance of records that, in reasonable detail, accurately and fairly reflect the transactions and dispositions of the assets of the company; (2) provide reasonable assurance that transactions are recorded as necessary to permit preparation of financial statements in accordance with generally accepted accounting principles, and that receipts and expenditures of the company are being made only in accordance with authorizations of management and directors of the company; and (3) provide reasonable assurance regarding prevention or timely detection of unauthorized acquisition, use or disposition of the company's assets that could have a material effect on the financial statements.

Because of its inherent limitations, internal control over financial reporting may not prevent or detect misstatements. Also, projections of any evaluation of effectiveness to future periods are subject to the risk that controls may become inadequate because of changes in conditions, or that the degree of compliance with the policies or procedures may deteriorate.

As indicated in the accompanying Management's Report on Internal Control Over Financial Reporting, management's assessment of and conclusion on the effectiveness of internal control over financial reporting did not include the internal controls of three businesses acquired during 2013 which are included in the 2013 consolidated financial statements of Equifax Inc. and were not material to the 2013 consolidated financial statements. Our audit of internal control over financial reporting of Equifax Inc. also did not include an evaluation of the internal control over financial reporting of the three acquired businesses.

In our opinion, Equifax Inc. maintained, in all material respects, effective internal control over financial reporting as of December 31, 2013, based on the COSO criteria

We also have audited, in accordance with the standards of the Public Company Accounting Oversight Board (United States), the consolidated balance sheets as of December 31, 2013 and 2012, and the related consolidated statements of income, comprehensive income, cash flows, and shareholders' equity and other comprehensive income for each of the three years in the period ended December 31, 2013, of Equifax Inc. and our report dated February 27, 2014 expressed an unqualified opinion thereon.

/s/ Ernst & Young LLP

Atlanta, Georgia  
February 27, 2014



## REPORT OF INDEPENDENT REGISTERED PUBLIC ACCOUNTING FIRM

The Board of Directors and Shareholders of Equifax Inc.:

We have audited the accompanying consolidated balance sheets of Equifax Inc. as of December 31, 2013 and 2012, and the related consolidated statements of income, comprehensive income, cash flows, and shareholders' equity and other comprehensive income for each of the three years in the period ended December 31, 2013. Our audits also included the financial statement schedule listed in the Index at Item 15(a)(1). These financial statements and schedule are the responsibility of the Company's management. Our responsibility is to express an opinion on these financial statements and schedule based on our audits.

We conducted our audits in accordance with the standards of the Public Company Accounting Oversight Board (United States). Those standards require that we plan and perform the audit to obtain reasonable assurance about whether the financial statements are free of material misstatement. An audit includes examining, on a test basis, evidence supporting the amounts and disclosures in the financial statements. An audit also includes assessing the accounting principles used and significant estimates made by management, as well as evaluating the overall financial statement presentation. We believe that our audits provide a reasonable basis for our opinion.

In our opinion, the financial statements referred to above present fairly, in all material respects, the consolidated financial position of Equifax Inc. at December 31, 2013 and 2012, and the consolidated results of its operations and its cash flows for each of the three years in the period ended December 31, 2013, in conformity with U.S. generally accepted accounting principles. Also, in our opinion, the related financial statement schedule, when considered in relation to the basic financial statements taken as a whole, presents fairly in all material respects the information set forth therein.

We also have audited, in accordance with the standards of the Public Company Accounting Oversight Board (United States), Equifax Inc.'s internal control over financial reporting as of December 31, 2013, based on criteria established in Internal Control-Integrated Framework ("1992 Framework") issued by the Committee of Sponsoring Organizations of the Treadway Commission and our report dated February 27, 2014 expressed an unqualified opinion thereon.

/s/ Ernst & Young LLP

Atlanta, Georgia  
February 27, 2014

CONSOLIDATED STATEMENTS OF INCOME

	Twelve Months Ended December 31,		
	2013	2012	2011
<i>(In millions, except per share amounts)</i>			
Operating revenue	\$ 2,303.9	\$ 2,073.0	\$ 1,893.2
Operating expenses:			
Cost of services (exclusive of depreciation and amortization below)	787.3	759.5	703.9
Selling, general and administrative expenses	715.8	673.5	560.1
Depreciation and amortization	189.6	160.0	160.6
Total operating expenses	1,692.7	1,593.0	1,424.6
Operating income	611.2	480.0	468.6
Interest expense	(70.2)	(55.4)	(55.1)
Other (expense) income, net	(10.6)	6.7	(7.6)
Consolidated income from continuing operations before income taxes	530.4	431.3	405.9
Provision for income taxes	(188.9)	(156.0)	(167.1)
Consolidated income from continuing operations	341.5	275.3	238.8
Income from discontinued operations, net of tax	18.4	5.5	2.9
Consolidated net income	359.9	280.8	241.7
Less: Net income attributable to noncontrolling interests	(8.1)	(8.7)	(8.8)
Net income attributable to Equifax	\$ 351.8	\$ 272.1	\$ 232.9
Amounts attributable to Equifax:			
Net income from continuing operations attributable to Equifax	\$ 333.4	\$ 266.6	\$ 230.0
Discontinued operations, net of tax	18.4	5.5	2.9
Net income attributable to Equifax	\$ 351.8	\$ 272.1	\$ 232.9
Basic earnings per common share:			
Income from continuing operations attributable to Equifax	\$ 2.75	\$ 2.22	\$ 1.89
Discontinued operations	0.15	0.05	0.02
Net income attributable to Equifax	\$ 2.90	\$ 2.27	\$ 1.91
Weighted-average shares used in computing basic earnings per share	121.2	119.9	121.9
Diluted earnings per common share:			
Income from continuing operations attributable to Equifax	\$ 2.69	\$ 2.18	\$ 1.86
Discontinued operations	0.15	0.04	0.02
Net income attributable to Equifax	\$ 2.84	\$ 2.22	\$ 1.88
Weighted-average shares used in computing diluted earnings per share	123.7	122.5	123.7
Dividends per common share	\$ 0.88	\$ 0.72	\$ 0.64

See Notes to Consolidated Financial Statements.

# CONSOLIDATED STATEMENTS OF COMPREHENSIVE INCOME

	Twelve Months Ended December 31,								
	2013			2012			2011		
	Equifax Shareholders	Noncontrolling Interests	Total	Equifax Shareholders	Noncontrolling Interests	Total	Equifax Shareholders	Noncontrolling Interests	Total
	<i>(In millions)</i>								
Net income	\$ 351.8	\$ 8.1	\$ 359.9	\$ 272.1	\$ 8.7	\$ 280.8	\$ 232.9	\$ 8.8	\$ 241.7
Other comprehensive income:									
Foreign currency translation adjustment	(24.9)	(2.9)	(27.8)	5.7	(0.3)	5.4	11.5	-	11.5
Change in unrecognized prior service cost and actuarial gains (losses) related to our pension and other postretirement benefit plans, net	74.2	-	74.2	23.9	-	23.9	(59.0)	-	(59.0)
Change in cumulative loss from cash flow hedging transactions	0.1	-	0.1	0.2	-	0.2	0.2	-	0.2
Comprehensive income	<u>\$ 401.2</u>	<u>\$ 5.2</u>	<u>\$ 406.4</u>	<u>\$ 301.9</u>	<u>\$ 8.4</u>	<u>\$ 310.3</u>	<u>\$ 185.6</u>	<u>\$ 8.8</u>	<u>\$ 194.4</u>

See Notes to Consolidated Financial Statements.

**CONSOLIDATED BALANCE SHEETS**

	December 31,	
	2013	2012
<i>(In millions, except par values)</i>		
<b>ASSETS</b>		
Current assets:		
Cash and cash equivalents	\$ 235.9	\$ 146.8
Trade accounts receivable, net of allowance for doubtful accounts of \$6.8 and \$6.3 at December 31, 2013 and 2012, respectively	309.7	317.0
Prepaid expenses	34.5	26.2
Other current assets	68.3	48.7
Total current assets	648.4	538.7
Property and equipment:		
Capitalized internal-use software and system costs	388.0	369.9
Data processing equipment and furniture	188.0	198.4
Land, buildings and improvements	185.2	177.0
Total property and equipment	761.2	745.3
Less accumulated depreciation and amortization	(472.3)	(461.6)
Total property and equipment, net	288.9	283.7
Goodwill	2,395.1	2,290.4
Indefinite-lived intangible assets	95.5	254.5
Purchased intangible assets, net	973.2	987.7
Other assets, net	138.8	165.1
Total assets	\$ 4,539.9	\$ 4,520.1
<b>LIABILITIES AND EQUITY</b>		
Current liabilities:		
Short-term debt and current maturities	\$ 296.5	\$ 283.3
Accounts payable	19.9	25.1
Accrued expenses	95.4	84.9
Accrued salaries and bonuses	90.2	104.7
Deferred revenue	61.8	57.9
Other current liabilities	98.7	90.6
Total current liabilities	662.5	646.5
Long-term debt	1,145.5	1,447.4
Deferred income tax liabilities, net	263.7	236.7
Long-term pension and other postretirement benefit liabilities	72.4	176.3
Other long-term liabilities	54.8	54.0
Total liabilities	2,198.9	2,560.9
Commitments and Contingencies (see Note 7)		
Equifax shareholders' equity:		
Preferred stock, \$0.01 par value: Authorized shares - 10.0; Issued shares - none	-	-
Common stock, \$1.25 par value: Authorized shares - 300.0; Issued shares - 189.3 at December 31, 2013 and 2012; Outstanding shares - 121.9 and 120.4 at December 31, 2013 and 2012, respectively	236.6	236.6
Paid-in capital	1,174.6	1,139.6
Retained earnings	3,309.2	3,064.6
Accumulated other comprehensive loss	(312.6)	(362.0)
Treasury stock, at cost, 66.8 shares and 68.3 shares at December 31, 2013 and 2012, respectively	(2,101.2)	(2,139.7)
Stock held by employee benefits trusts, at cost, 0.6 shares at December 31, 2013 and 2012	(5.9)	(5.9)
Total Equifax shareholders' equity	2,300.7	1,933.2
Noncontrolling interests	40.3	26.0
Total equity	2,341.0	1,959.2
Total liabilities and equity	\$ 4,539.9	\$ 4,520.1

See Notes to Consolidated Financial Statements.

**CONSOLIDATED STATEMENTS OF CASH FLOWS**

	Twelve Months Ended December 31,		
	2013	2012	2011
<i>(In millions)</i>			
Operating activities:			
Consolidated net income	\$ 359.9	\$ 280.8	\$ 241.7
Adjustments to reconcile consolidated net income to net cash provided by operating activities:			
Loss (gain) on divestitures	(19.0)	-	26.3
Impairment of cost method investment	17.0	-	-
Depreciation and amortization	190.3	163.4	164.9
Stock-based compensation expense	32.2	28.0	24.4
Excess tax benefits from stock-based compensation plans	(14.6)	(1.7)	(1.2)
Deferred income taxes	(9.7)	(26.5)	3.6
Pension settlement charge	-	38.7	-
Changes in assets and liabilities, excluding effects of acquisitions:			
Accounts receivable, net	(2.4)	(17.2)	(26.6)
Prepaid expenses and other current assets	(4.2)	(22.5)	2.4
Other assets	4.4	(4.0)	15.0
Current liabilities, excluding debt	2.1	53.3	1.3
Other long-term liabilities, excluding debt	10.3	4.0	(43.1)
Cash provided by operating activities	566.3	496.3	408.7
Investing activities:			
Capital expenditures	(83.3)	(66.0)	(75.0)
Acquisitions, net of cash acquired	(91.4)	(1,016.4)	(127.4)
Cash received from divestitures	47.5	2.5	2.5
Investment in unconsolidated affiliates, net	(6.4)	(3.7)	(4.2)
Cash used in investing activities	(133.6)	(1,083.6)	(204.1)
Financing activities:			
Net short-term borrowings (repayments)	(267.3)	234.1	24.4
Payments on long-term debt	(15.0)	(15.2)	(16.7)
Proceeds from issuance of long-term debt	-	499.2	-
Treasury stock purchases	(11.9)	(85.1)	(142.3)
Dividends paid to Equifax shareholders	(106.7)	(86.0)	(78.1)
Dividends paid to noncontrolling interests	(10.5)	(4.8)	(5.6)
Proceeds from exercise of stock options	47.8	68.3	23.7
Excess tax benefits from stock-based compensation plans	14.6	1.7	1.2
Contributions from noncontrolling interests	16.7	-	-
Other	(0.8)	(5.9)	(2.5)
Cash (used in) provided by financing activities	(333.1)	606.3	(195.9)
Effect of foreign currency exchange rates on cash and cash equivalents	(10.5)	0.1	(0.4)
Increase in cash and cash equivalents	89.1	19.1	8.3
Cash and cash equivalents, beginning of period	146.8	127.7	119.4
Cash and cash equivalents, end of period	\$ 235.9	\$ 146.8	\$ 127.7

See Notes to Consolidated Financial Statements.

# CONSOLIDATED STATEMENTS OF SHAREHOLDERS' EQUITY AND OTHER COMPREHENSIVE INCOME

	Equifax Shareholders								
	Common Stock		Paid-In Capital	Retained Earnings	Accumulated Other Comprehensive Loss	Treasury Stock	Stock Held By Employee Benefits Trusts	Noncontrolling Interests	Total Shareholders' Equity
	Shares Outstanding	Amount							
	(In millions, except per share values)								
Balance, December 31, 2010	122.6	\$ 236.6	\$ 1,105.8	\$ 2,725.7	\$ (344.5)	\$ (1,991.0)	\$ (41.2)	\$ 17.0	\$ 1,708.4
Net income	-	-	-	232.9	-	-	-	8.8	241.7
Other comprehensive income (loss)	-	-	-	-	(47.3)	-	-	-	(47.3)
Shares issued under stock and benefit plans, net of minimum tax withholdings	1.2	-	(14.3)	-	-	34.9	-	-	20.6
Treasury stock purchased under share repurchase program (\$34.19 per share)*	(4.2)	-	-	-	-	(142.3)	-	-	(142.3)
Treasury stock transferred from the Executive Life Insurance Benefit Trust**	-	-	-	-	-	(35.3)	35.3	-	-
Cash dividends (\$0.64 per share)	-	-	-	(79.4)	-	-	-	-	(79.4)
Dividends paid to employee benefits trusts	-	-	1.3	-	-	-	-	-	1.3
Stock-based compensation expense	-	-	24.4	-	-	-	-	-	24.4
Tax effects of stock-based compensation plans	-	-	2.3	-	-	-	-	-	2.3
Dividends paid to noncontrolling interests	-	-	-	-	-	-	-	(5.6)	(5.6)
Other	-	-	(1.5)	-	-	-	-	(0.5)	(2.0)
Balance, December 31, 2011	119.6	\$ 236.6	\$ 1,118.0	\$ 2,879.2	\$ (391.8)	\$ (2,133.7)	\$ (5.9)	\$ 19.7	\$ 1,722.1
Net income	-	-	-	272.1	-	-	-	8.7	280.8
Other comprehensive income (loss)	-	-	-	-	29.8	-	-	(0.3)	29.5
Shares issued under stock and benefit plans, net of minimum tax withholdings	2.7	-	(16.6)	-	-	79.1	-	-	62.5
Treasury stock purchased under share repurchase program (\$45.73 per share)*	(1.9)	-	-	-	-	(85.1)	-	-	(85.1)
Cash dividends (\$0.72 per share)	-	-	-	(86.7)	-	-	-	-	(86.7)
Dividends paid to employee benefits trusts	-	-	0.7	-	-	-	-	-	0.7
Stock-based compensation expense	-	-	28.0	-	-	-	-	-	28.0
Tax effects of stock-based compensation plans	-	-	9.5	-	-	-	-	-	9.5
Dividends paid to noncontrolling interests	-	-	-	-	-	-	-	(4.8)	(4.8)
Other	-	-	-	-	-	-	-	2.7	2.7
Balance, December 31, 2012	120.4	\$ 236.6	\$ 1,139.6	\$ 3,064.6	\$ (362.0)	\$ (2,139.7)	\$ (5.9)	\$ 26.0	\$ 1,959.2
Net income	-	-	-	351.8	-	-	-	8.1	359.9
Other comprehensive income (loss)	-	-	-	-	49.4	-	-	(2.9)	46.5
Shares issued under stock and benefit plans, net of minimum tax withholdings	1.7	-	(12.3)	-	-	50.4	-	-	38.1
Treasury stock purchased under share repurchase program (\$59.74 per share)*	(0.2)	-	-	-	-	(11.9)	-	-	(11.9)
Cash dividends (\$0.88 per share)	-	-	-	(107.2)	-	-	-	-	(107.2)
Dividends paid to employee benefits trusts	-	-	0.5	-	-	-	-	-	0.5
Stock-based compensation expense	-	-	32.2	-	-	-	-	-	32.2
Tax effects of stock-based compensation plans	-	-	14.6	-	-	-	-	-	14.6
Dividends paid to noncontrolling interests	-	-	-	-	-	-	-	(10.5)	(10.5)
Contributions from noncontrolling interests	-	-	-	-	-	-	-	16.7	16.7
Other	-	-	-	-	-	-	-	2.9	2.9
Balance, December 31, 2013	121.9	\$ 236.6	\$ 1,174.6	\$ 3,309.2	\$ (312.6)	\$ (2,101.2)	\$ (5.9)	\$ 40.3	\$ 2,341.0

\* At December 31, 2013, \$215.1 million was authorized for future repurchases of our common stock.

\*\* 1,500,000 shares were reclassified from Stock Held by Employee Benefits Trusts to Treasury Stock on our Consolidated Balance Sheets as a result of this transaction.

See Notes to Consolidated Financial Statements.

# CONSOLIDATED STATEMENTS OF SHAREHOLDERS' EQUITY AND OTHER COMPREHENSIVE INCOME

Accumulated Other Comprehensive Loss consists of the following components:

	December 31,		
	2013	2012	2011
	<i>(In millions)</i>		
Foreign currency translation	\$ (108.5)	\$ (83.6)	\$ (89.3)
Unrecognized actuarial losses and prior service cost related to our pension and other postretirement benefit plans net of accumulated tax of \$115.3, \$159.3 and \$172.1 in 2013, 2012 and 2011, respectively	(202.2)	(276.4)	(300.3)
Cash flow hedging transactions, net of tax of \$1.2, \$1.3 and \$1.4 in 2013, 2012 and 2011, respectively	(1.9)	(2.0)	(2.2)
Accumulated other comprehensive loss	<u>\$ (312.6)</u>	<u>\$ (362.0)</u>	<u>\$ (391.8)</u>

See Notes to Consolidated Financial Statements.

## NOTES TO CONSOLIDATED FINANCIAL STATEMENTS

### 1. SUMMARY OF SIGNIFICANT ACCOUNTING POLICIES

As used herein, the terms Equifax, the Company, we, our and us refer to Equifax Inc., a Georgia corporation, and its consolidated subsidiaries as a combined entity, except where it is clear that the terms mean only Equifax Inc.

**Nature of Operations.** We collect, organize and manage various types of financial, demographic, employment and marketing information. Our products and services enable businesses to make credit and service decisions, manage their portfolio risk, automate or outsource certain payroll-related, tax and human resources business processes, and develop marketing strategies concerning consumers and commercial enterprises. We serve customers across a wide range of industries, including the financial services, mortgage, retail, telecommunications, utilities, automotive, brokerage, healthcare and insurance industries, as well as government agencies. We also enable consumers to manage and protect their financial health through a portfolio of products offered directly to consumers. As of December 31, 2013, we operated in the following countries: Argentina, Canada, Chile, Costa Rica, Ecuador, El Salvador, Honduras, Mexico, Paraguay, Peru, Portugal, Spain, the United Kingdom, or U.K., Uruguay, and the United States of America, or U.S. We also maintain support operations in the Republic of Ireland. We have an investment in a consumer and commercial credit information company in Brazil and offer consumer credit services in India and Russia through joint ventures.

We develop, maintain and enhance secured proprietary information databases through the compilation of actual consumer data, including credit, employment, asset, liquidity, net worth and spending activity, and business data, including credit and business demographics, that we obtain from a variety of sources, such as credit granting institutions, public record information (including bankruptcies, liens and judgments), income and tax information primarily from large to mid-sized companies in the U.S., and survey-based marketing information. We process this information utilizing our proprietary information management systems.

**Basis of Consolidation.** Our Consolidated Financial Statements and the accompanying notes, which are prepared in accordance with U.S. generally accepted accounting principles, or GAAP, include Equifax and all its subsidiaries. We consolidate all majority-owned and controlled subsidiaries as well as variable interest entities in which we are the primary beneficiary. Other parties' interests in consolidated entities are reported as noncontrolling interests. We use the equity method of accounting for investments in which we are able to exercise significant influence and use the cost method for all other investments. All significant intercompany transactions and balances are eliminated.

Our Consolidated Financial Statements reflect all adjustments which are, in the opinion of management, necessary for a fair presentation of the periods presented therein. Certain prior year amounts have been reclassified to conform to current year presentation. The effect of these reclassifications is not material.

**Segments.** We manage our business and report our financial results through the following five reportable segments, which are the same as operating segments:

- U.S. Consumer Information Solutions, or USCIS
- International
- Workforce Solutions
- North America Personal Solutions
- North America Commercial Solutions



## NOTES TO CONSOLIDATED FINANCIAL STATEMENTS

USCIS is our largest reportable segment, with 44% of total operating revenue for 2013. Our most significant foreign operations are located in Canada and the U.K.

**Use of Estimates.** The preparation of our Consolidated Financial Statements requires us to make estimates and assumptions in accordance with GAAP. Accordingly, we make these estimates and assumptions after exercising judgment. We believe that the estimates and assumptions inherent in our Consolidated Financial Statements are reasonable, based upon information available to us at the time they are made including the consideration of events that have occurred up until the point these Consolidated Financial Statements have been filed. These estimates and assumptions affect the reported amounts of assets, liabilities, revenues and expenses, and disclosure of contingent assets and liabilities at the date of the financial statements, as well as reported amounts of revenues and expenses during the reporting period. Actual results could differ materially from these estimates.

**Revenue Recognition and Deferred Revenue.** Revenue is recognized when persuasive evidence of an arrangement exists, collectibility of arrangement consideration is reasonably assured, the arrangement fees are fixed or determinable and delivery of the product or service has been completed. A significant portion of our revenue is derived from the provision of information services to our customers on a transaction basis, in which case revenue is recognized, assuming all other revenue recognition criteria are met, when the services are provided. A smaller portion of our revenues relates to subscription-based contracts under which a customer pays a preset fee for a predetermined or unlimited number of transactions or services provided during the subscription period, generally one year. Revenue related to subscription-based contracts having a preset number of transactions is recognized as the services are provided, using an effective transaction rate as the actual transactions are completed. Any remaining revenue related to unfulfilled units is not recognized until the end of the related contract's subscription period. Revenue related to subscription-based contracts having an unlimited volume is recognized ratably during the contract term. Revenue is recorded net of sales taxes.

If at the outset of an arrangement, we determine that collectibility is not reasonably assured, revenue is deferred until the earlier of when collectibility becomes probable or the receipt of payment. If there is uncertainty as to the customer's acceptance of our deliverables, revenue is not recognized until the earlier of receipt of customer acceptance or expiration of the acceptance period. If at the outset of an arrangement, we determine that the arrangement fee is not fixed or determinable, revenue is deferred until the arrangement fee becomes fixed or determinable, assuming all other revenue recognition criteria have been met.

The determination of certain of our tax management services revenue requires the use of estimates, principally related to transaction volumes in instances where these volumes are reported to us by our clients on a monthly basis in arrears. In these instances, we estimate transaction volumes based on average actual volumes reported in the past. Differences between our estimates and actual final volumes reported are recorded in the period in which actual volumes are reported. We have not experienced significant variances between our estimates and actual reported volumes in the past. We monitor actual volumes to ensure that we will continue to make reasonable estimates in the future. If we determine that we are unable to make reasonable future estimates, revenue may be deferred until actual customer data is obtained. Also within our Workforce Solutions operating segment, the fees for certain of our tax credits and incentives revenue are based on a portion of the credit delivered to our clients. Revenue for these arrangements is recognized based on the achievement of milestones, upon calculation of the credit, or when the credit is utilized by our client, depending on the provisions of the client contract.

We have certain offerings that are sold as multiple element arrangements. The multiple elements may include consumer or commercial information, file updates for certain solutions, services provided by our decisioning technologies personnel, training services, statistical models and other services. To account for each of these elements separately, the delivered elements must have stand-alone value to our customer. For certain customer contracts, the total arrangement fee is allocated to the undelivered elements. If we are unable to unbundle the arrangement into separate units of accounting, we apply one of the accounting policies described above. This may lead to the arrangement consideration being recognized as the final contract element is delivered to our customer or ratably over the contract.

## NOTES TO CONSOLIDATED FINANCIAL STATEMENTS

Many of our multiple element arrangements involve the delivery of services generated by a combination of services provided by one or more of our operating segments. No individual information service impacts the value or usage of other information services included in an arrangement and each service can be sold alone or, in most cases, purchased from another vendor without affecting the quality of use or value to the customer of the other information services included in the arrangement. Some of our products require the development of interfaces or platforms by our decisioning technologies personnel that allow our customers to interact with our proprietary information databases. These development services do not meet the requirement for having stand-alone value, thus any related development fees are deferred when billed and are recognized over the expected period that the customer will benefit from the related decisioning technologies service. Revenue from the provision of statistical models is recognized as the service is provided and accepted, assuming all other revenue recognition criteria are met. The direct costs of set up of a customer are capitalized and amortized as a cost of service during the term of the related customer contract.

We have some multiple element arrangements that include software. We recognize the elements for which we have established vendor specific objective evidence at fair value upon delivery, in accordance with the applicable guidance.

We record revenue on a net basis for those sales in which we have in substance acted as an agent or broker in the transaction.

Deferred revenue consists of amounts billed in excess of revenue recognized on sales of our information services relating generally to the deferral of subscription fees and arrangement consideration from elements not meeting the criteria for having stand-alone value discussed above. Deferred revenues are subsequently recognized as revenue in accordance with our revenue recognition policies.

**Cost of Services.** Cost of services consist primarily of (1) data acquisition and royalty fees; (2) customer service costs, which include: personnel costs to collect, maintain and update our proprietary databases, to develop and maintain software application platforms and to provide consumer and customer call center support; (3) hardware and software expense associated with transaction processing systems; (4) telecommunication and computer network expense; and (5) occupancy costs associated with facilities where these functions are performed by Equifax employees.

**Selling, General and Administrative Expenses.** Selling, general and administrative expenses consist primarily of personnel-related costs, restructuring costs, corporate costs, fees for professional and consulting services, advertising costs, and other costs of administration.

**Advertising.** Advertising costs from continuing operations, which are expensed as incurred, totaled \$57.5 million, \$48.7 million and \$42.0 million during 2013, 2012 and 2011, respectively.

**Stock-Based Compensation.** We recognize the cost of stock-based payment transactions in the financial statements over the period services are rendered according to the fair value of the stock-based awards issued. All of our stock-based awards, which are stock options and nonvested stock, are classified as equity instruments.

**Income Taxes.** We account for income taxes under the liability method. Deferred income tax assets and liabilities are determined based on the estimated future tax effects of temporary differences between the financial statement and tax bases of assets and liabilities, as measured by current enacted tax rates. We assess whether it is more likely than not that we will generate sufficient taxable income to realize our deferred tax assets. We record a valuation allowance, as necessary, to reduce our deferred tax assets to the amount of future tax benefit that we estimate is more likely than not to be realized.

We record tax benefits for positions that we believe are more likely than not of being sustained under audit examinations. We assess the potential outcome of such examinations to determine the adequacy of our income tax accruals. We recognize interest and penalties accrued related to unrecognized tax benefits in the provision for income taxes on our Consolidated Statements of Income. We adjust our income tax provision during the period in which we determine that the actual results of the examinations may differ from our estimates or when statutory terms expire. Changes in tax laws and rates are reflected in our income tax provision in the period in which they occur.

## NOTES TO CONSOLIDATED FINANCIAL STATEMENTS

**Earnings Per Share.** Our basic earnings per share, or EPS, is calculated as net income divided by the weighted-average number of common shares outstanding during the reporting period. Diluted EPS is calculated to reflect the potential dilution that would occur if stock options or other contracts to issue common stock were exercised and resulted in additional common shares outstanding. The net income amounts used in both our basic and diluted EPS calculations are the same. A reconciliation of the weighted-average outstanding shares used in the two calculations is as follows:

	Twelve Months Ended December 31,		
	2013	2012	2011
	<i>(In millions)</i>		
Weighted-average shares outstanding (basic)	121.2	119.9	121.9
Effect of dilutive securities:			
Stock options and restricted stock units	2.5	2.6	1.8
Weighted-average shares outstanding (diluted)	123.7	122.5	123.7

For the twelve months ended December 31, 2013, 2012 and 2011, 0.1 million, 0.1 million and 2.3 million stock options, respectively, were anti-dilutive and therefore excluded from this calculation.

**Cash Equivalents.** We consider all highly-liquid investments with an original maturity of three months or less to be cash equivalents.

**Trade Accounts Receivable and Allowance for Doubtful Accounts.** We do not recognize interest income on our trade accounts receivable. Additionally, we generally do not require collateral from our customers related to our trade accounts receivable.

The allowance for doubtful accounts for estimated losses on trade accounts receivable is based on historical write-off experience, an analysis of the aging of outstanding receivables, customer payment patterns and the establishment of specific reserves for customers in an adverse financial condition. We reassess the adequacy of the allowance for doubtful accounts each reporting period. Increases to the allowance for doubtful accounts are recorded as bad debt expense, which are included in selling, general and administrative expenses on the accompanying Consolidated Statements of Income. Bad debt expense from continuing operations was \$2.8 million, \$2.1 million and \$2.7 million during the twelve months ended December 31, 2013, 2012, and 2011, respectively.

**Long-Lived Assets.** Property and equipment are stated at cost less accumulated depreciation and amortization. The cost of additions is capitalized. Property and equipment are depreciated on a straight-line basis over the assets' estimated useful lives, which are generally three to ten years for data processing equipment and capitalized internal-use software and systems costs. Leasehold improvements are depreciated over the shorter of their estimated useful lives or lease terms that are reasonably assured. Buildings are depreciated over a forty-year period. Other fixed assets are depreciated over three to seven years. Upon sale or retirement of an asset, the related costs and accumulated depreciation are removed from the accounts and any gain or loss is recognized and included in income from operations on the Consolidated Statements of Income, with the classification of any gain or loss dependent on the characteristics of the asset sold or retired.

Certain internal-use software and system development costs are capitalized. Accordingly, the specifically identified costs incurred to develop or obtain software, which is intended for internal use are not capitalized until the determination is made as to the availability of a technically feasible solution to solve the predefined user and operating performance requirements as established during the preliminary stage of an internal-use software development project. Costs incurred during a software development project's preliminary stage and post-implementation stage are expensed as incurred. Application development activities that are eligible for capitalization include software design and configuration, development of interfaces, coding, testing, and installation. Capitalized internal-use software and systems costs are subsequently amortized on a straight-line basis over a three- to ten-year period after project completion and when the related software or system is ready for its intended use.

## NOTES TO CONSOLIDATED FINANCIAL STATEMENTS

Depreciation and amortization expense from continuing operations related to property and equipment was \$71.2 million, \$73.9 million and \$73.1 million during the twelve months ended December 31, 2013, 2012, and 2011, respectively.

**Industrial Revenue Bonds.** Pursuant to the terms of certain industrial revenue bonds, we have transferred title to certain of our fixed assets with total costs of \$82.6 million and \$70.7 million as of December 31, 2013 and 2012, respectively, to a local governmental authority in the U.S. to receive a property tax abatement related to economic development. The title to these assets will revert back to us upon retirement or cancellation of the applicable bonds. These fixed assets are still recognized in the Company's Consolidated Balance Sheets as all risks and rewards remain with the Company.

**Impairment of Long-Lived Assets.** We monitor the status of our long-lived assets in order to determine if conditions exist or events and circumstances indicate that an asset group may be impaired in that its carrying amount may not be recoverable. Significant factors that are considered that could be indicative of an impairment include: changes in business strategy, market conditions or the manner in which an asset group is used; underperformance relative to historical or expected future operating results; and negative industry or economic trends. If potential indicators of impairment exist, we estimate recoverability based on the asset group's ability to generate cash flows greater than the carrying value of the asset group. We estimate the undiscounted future cash flows arising from the use and eventual disposition of the related long-lived asset group. If the carrying value of the long-lived asset group exceeds the estimated future undiscounted cash flows, an impairment loss is recorded based on the amount by which the asset group's carrying amount exceeds its fair value. We utilize estimates of discounted future cash flows to determine the asset group's fair value. We did not record any impairment losses of long-lived assets in any of the periods presented.

**Goodwill and Indefinite-Lived Intangible Assets.** Goodwill represents the cost in excess of the fair value of the net assets of acquired businesses. Goodwill is not amortized. We are required to test goodwill for impairment at the reporting unit level on an annual basis and on an interim basis if an event occurs or circumstances change that would more likely than not reduce the fair value of a reporting unit below its carrying value. We perform our annual goodwill impairment test as of September 30 each year.

In September 2011, the FASB issued Accounting Standards Update, *Intangibles – Goodwill and Other (Topic 350): Testing Goodwill for Impairment* (the revised standard). The revised standard is intended to reduce the cost and complexity of the annual goodwill impairment test by providing entities an option to perform a "qualitative" assessment to determine whether further impairment testing is necessary. If an entity believes, as a result of its qualitative assessment, that it is more-likely-than-not that the fair value of a reporting unit is less than its carrying amount, the quantitative impairment test is required. Otherwise, no further testing is required. For reporting units that we determine meet these criteria, we perform a qualitative assessment. In this qualitative assessment, we consider the following items for each of the reporting units: macroeconomic conditions, industry and market conditions, overall financial performance and other entity specific events. In addition, for each of these reporting units, the most recent fair value determination results in an amount that significantly exceeds the carrying amount of the reporting units. Based on these assessments, we determine whether the likelihood that a current fair value determination would be less than the current carrying amount of the reporting unit is not more likely than not. If it is determined it is not more likely than not, no further testing is required. If further testing is required, we continue with the quantitative impairment test.

In analyzing goodwill for potential impairment in the quantitative impairment test, we use a combination of the income and market approaches to estimate the reporting unit's fair value. Under the income approach, we calculate the fair value of a reporting unit based on estimated future discounted cash flows. The assumptions we use are based on what we believe a hypothetical marketplace participant would use in estimating fair value. Under the market approach, we estimate the fair value based on market multiples of revenue or earnings before interest, income taxes, depreciation and amortization for benchmark companies. If the fair value of a reporting unit exceeds its carrying value, then no further testing is required. However, if a reporting unit's fair value were to be less than its carrying value, we would then determine the amount of the impairment charge, if any, which would be the amount that the carrying value of the reporting unit's goodwill exceeded its implied value.

## NOTES TO CONSOLIDATED FINANCIAL STATEMENTS

Indefinite-lived reacquired rights represent the value of rights which we had granted to various affiliate credit reporting agencies that were reacquired in the U.S. and Canada. A portion of our reacquired rights are perpetual in nature and, therefore, the useful lives are considered indefinite in accordance with the accounting guidance in place at the time of the acquisitions. Indefinite-lived intangible assets are not amortized. We are required to test indefinite-lived intangible assets for impairment annually and whenever events and circumstances indicate that there may be an impairment of the asset value. Our annual impairment test date is September 30. We perform the impairment test for our indefinite-lived intangible assets by comparing the asset's fair value to its carrying value. We estimate the fair value based on projected discounted future cash flows. An impairment charge is recognized if the asset's estimated fair value is less than its carrying value.

We completed our annual impairment testing for goodwill and indefinite-lived intangible assets during the twelve months ended December 31, 2013, 2012, and 2011, and we determined that there was no impairment in any of these years.

**Purchased Intangible Assets.** Purchased intangible assets represent the estimated fair value of acquired intangible assets used in our business. Purchased data files represent the estimated fair value of consumer credit files acquired primarily through the purchase of independent credit reporting agencies in the U.S. and Canada. We expense the cost of modifying and updating credit files in the period such costs are incurred. We amortize purchased data files, which primarily consist of acquired credit files, on a straight-line basis. All of our other purchased intangible assets are also amortized on a straight-line basis.

<u>Asset</u>	<u>Useful Life</u> <i>(in years)</i>
Purchased data files	2 to 15
Acquired software and technology	1 to 10
Non-compete agreements	1 to 10
Proprietary database	6 to 10
Customer relationships	2 to 25
Trade names	5 to 15

Reacquired rights represent the value of rights which we had granted to Computer Sciences Corporation that were reacquired in connection with the acquisition of CSC Credit Services in the fourth quarter of 2012 based on the accounting guidance in place at that time. These reacquired rights are being amortized over the remaining term of the affiliation agreement on a straight-line basis from December 28, 2012 to August 1, 2018.

**Other Assets.** Other assets on our Consolidated Balance Sheets primarily represents our investment in unconsolidated affiliates, our cost method investment in Boa Vista Servicios ("BVS"), interest rate swaps, assets related to life insurance policies covering certain officers of the Company, and employee benefit trust assets.

**Impairment of Cost Method Investment.** We monitor the status of our cost method investment in order to determine if conditions exist or events and circumstances indicate that it may be impaired in that its carrying amount may exceed the fair value of the investment. Significant factors that are considered that could be indicative of an impairment include: changes in business strategy, market conditions, underperformance relative to historical or expected future operating results; and negative industry or economic trends. If potential indicators of impairment exist, we estimate the fair value of the investment using a combination of a discounted cash flow analysis and an evaluation of EBITDA and transaction multiples for comparable companies. If the carrying value of the investment exceeds the estimated fair value, an impairment loss is recorded based on the amount by which the investment's carrying amount exceeds its fair value. We recorded an impairment of our cost method investment in 2013. See Note 2 for further discussion.

**Benefit Plans.** We sponsor various pension and defined contribution plans. We also maintain certain healthcare and life insurance benefit plans for eligible retired U.S. employees. Benefits under the pension and other postretirement benefit plans are generally based on age at retirement and years of service and for some pension plans, benefits are also based on the employee's annual earnings. The net periodic cost of our pension and other postretirement plans is determined using several actuarial assumptions, the most significant of which are the discount rate and the expected return on plan assets. Our Consolidated Balance Sheets reflect the funded status of the pension and other postretirement plans.

**Foreign Currency Translation.** The functional currency of each of our foreign operating subsidiaries is that subsidiary's local currency. We translate the assets and liabilities of foreign subsidiaries at the year-end rate of exchange and revenue and expenses at the monthly average rates during the year. We record the resulting translation adjustment in other comprehensive income, a component of shareholders' equity. We also record gains and losses resulting from the translation of intercompany balances of a long-term investment nature in accumulated other comprehensive loss. In the year ended December 31, 2013, we recorded \$6.8 million of foreign currency transaction losses. The amount was not material for the year ended December 31, 2012.

**Financial Instruments.** Our financial instruments consist primarily of cash and cash equivalents, accounts and notes receivable, accounts payable and short and long-term debt. The carrying amounts of these items, other than long-term debt, approximate their fair market values due to the short-term nature of these instruments. The fair value of our fixed-rate debt is determined using Level 2 inputs such as quoted market prices for publicly traded instruments, and for non-publicly traded instruments through valuation techniques depending on the specific characteristics of the debt instrument, taking into account credit risk. As of December 31, 2013 and 2012, the fair value of our fixed-rate debt was \$1.2 billion and \$1.6 billion, respectively, compared to its carrying value of \$1.1 billion and \$1.5 billion, respectively, based on recent trading prices.

## NOTES TO CONSOLIDATED FINANCIAL STATEMENTS

**Derivatives and Hedging Activities.** Although derivative financial instruments are not utilized for speculative purposes or as the Company's primary risk management tool, derivatives have been used as a risk management tool to hedge the Company's exposure to changes in interest rates and foreign exchange rates. We have used interest rate swaps and interest rate lock agreements to manage interest rate risk associated with our fixed and floating-rate borrowings. Forward contracts on various foreign currencies have been used to manage the foreign currency exchange rate risk of certain firm commitments denominated in foreign currencies. We recognize all derivatives on the balance sheet at fair value. Derivative valuations reflect the value of the instrument including the value associated with any material counterparty risk.

**Fair Value Hedges.** In conjunction with our fourth quarter 2009 sale of five-year Senior Notes, we entered into five-year interest rate swaps, designated as fair value hedges, which convert the debt's fixed interest rate to a variable rate. These swaps involve the receipt of fixed rate amounts for floating interest rate payments over the life of the swaps without exchange of the underlying principal amount. Changes in the fair value of the interest rate swaps offset changes in the fair value of the fixed-rate Senior Notes they hedge due to changes in the designated benchmark interest rate and are recorded in interest expense. The full fair value of the interest rate swap is classified as a non-current asset or liability as the remaining maturity of the fixed-rate Senior Notes they hedge is more than twelve months. There was no ineffectiveness on our fair value hedge that impacted current year earnings. The fair value of these interest rate swaps at December 31, 2013 and 2012 was \$6.0 million and \$12.2 million, respectively, recorded in other assets, net on our Consolidated Balance Sheets.

**Cash Flow Hedges.** Changes in the fair value of highly effective derivatives designated as cash flow hedges are initially recorded in accumulated other comprehensive income and are reclassified into the line item in the Consolidated Statements of Income in which the hedged item is recorded in the same period the hedged item impacts earnings. Any ineffective portion is recorded in current period earnings. We did not have any unsettled cash flow hedges outstanding as of December 31, 2013 or December 31, 2012.

**Fair Value Measurements.** Fair value is determined based on the assumptions marketplace participants use in pricing the asset or liability. We use a three level fair value hierarchy to prioritize the inputs used in valuation techniques between observable inputs that reflect quoted prices in active markets, inputs other than quoted prices with observable market data and unobservable data (e.g., a company's own data). The adoption of fair value guidance for nonfinancial assets and nonfinancial liabilities on January 1, 2009 did not have a material impact on our Consolidated Financial Statements.

The following table presents assets and liabilities measured at fair value on a recurring basis:

Description	Fair Value at December 31, 2013	Fair Value Measurements at Reporting Date Using:			
		Quoted Prices in Active Markets for Identical Assets (Level 1)	Significant Other Observable Inputs (Level 2)	Significant Unobservable Inputs (Level 3)	
<i>(In millions)</i>					
Assets and Liabilities:					
Fair Value Interest Rate Swaps	(1) \$ 6.0	\$ -	\$ 6.0	\$ -	
Notes, due 2014	(1) (281.0)	-	(281.0)	-	
Deferred Compensation Plan Assets	(2) 22.0	22.0	-	-	
Deferred Compensation Plan Liability	(2) (22.0)	-	(22.0)	-	
Total assets and liabilities	\$ (275.0)	\$ 22.0	\$ (297.0)	\$ -	

- (1) The fair value of our interest rate swaps, designated as fair value hedges, and notes are based on the present value of expected future cash flows using zero coupon rates and are classified within Level 2 of the fair value hierarchy.

## NOTES TO CONSOLIDATED FINANCIAL STATEMENTS

- (2) We maintain deferred compensation plans that allow for certain management employees to defer the receipt of compensation (such as salary, incentive compensation and commissions) until a later date based on the terms of the plans. The liability representing benefits accrued for plan participants is valued at the quoted market prices of the participants' investment elections. The asset consists of mutual funds reflective of the participants investment selections and is valued at daily quoted market prices.

**Variable Interest Entities.** We hold interests in certain entities, including credit data and information solutions ventures, that are considered variable interest entities, or VIEs. These variable interests relate to ownership interests that require financial support for these entities. Our investments related to these VIEs totaled \$23.6 million at December 31, 2013, representing our maximum exposure to loss. These investments are classified in other assets, net on our Consolidated Balance Sheets. We are not the primary beneficiary and are not required to consolidate any of these VIEs.

**Recent Accounting Pronouncements.** *Testing Indefinite-Lived Intangible Assets for Impairment.* In July 2012, the FASB issued Accounting Standards Update No. 2012-02, "Intangibles - Goodwill and Other (Topic 350): Testing Indefinite-Lived Intangible Assets for Impairment," which allows a company the option to first assess qualitative factors to determine whether it is necessary to perform a quantitative impairment test. Under that option, a company would no longer be required to calculate the fair value of an indefinite-lived intangible asset unless the company determines, based on the qualitative assessment, that it is more likely than not that the fair value of the indefinite-lived intangible asset is less than its carrying amount. This guidance is effective for annual and interim indefinite-lived intangible asset impairment tests performed for fiscal years beginning after September 15, 2012. Early adoption is permitted. We implemented the new standard in our 2013 annual impairment testing. This guidance did not have a material effect on our financial condition or results of operations.

*Other Comprehensive Income.* In February 2013, the FASB issued Accounting Standards Update No. 2013-02, "Reporting of Amounts Reclassified Out of Other Comprehensive Income," which requires public companies to present information about reclassification adjustments from accumulated other comprehensive income in their annual and interim financial statements in a single note or on the face of the financial statements. This standard is effective prospectively for annual and interim reporting periods beginning after December 15, 2012. We adopted this standard in the first quarter of 2013 and it did not have an effect on our financial condition or results of operations.

## 2. MERGER OF BRAZILIAN BUSINESS

On May 31, 2011, we completed the merger of our Brazilian business with Boa Vista Serviços S.A. ("BVS") in exchange for a 5% equity interest in BVS (the "Brazilian Transaction"). The transaction was accounted for as a sale of our Brazilian business, which was deconsolidated. BVS, an unrelated third party whose results we do not consolidate, is the second largest consumer and commercial credit information company in Brazil. Our investment in BVS was valued at 130 million Brazilian Reais, is recorded in other assets, net on the Consolidated Balance Sheets and is accounted for using the cost method. The initial fair value was determined by a third-party using income and market approaches. In accounting for the transaction, we wrote off \$33.2 million of goodwill and \$27.0 million of cumulative foreign currency translation adjustments. In addition, as part of the agreement with BVS, we have retained certain contingent liabilities. A pre-tax loss of \$10.3 million was recognized during the second quarter of 2011 related to the Brazilian Transaction and was included in other income (expense) in the Consolidated Statements of Income. Tax expense of \$17.5 million was also recorded in conjunction with the Brazilian Transaction. At December 31, 2012, we estimated the fair value of the investment in local currency approximated the initial fair value of the investment recorded.

During the fourth quarter of 2013, management of BVS updated financial projections in connection with a request for additional financing. The financial projections reflected the effects of reduced near-term market expectations for consumer credit and for credit information services in Brazil and increased investment to achieve the strategic objectives and capitalize on future market opportunities, such as positive data, resulting in reduced expected cash flows. The request for financing, the projections received, along with the near-term weakness in the Brazilian consumer and small commercial credit markets were considered indicators of impairment. Management of Equifax prepared an analysis to estimate the fair value of our investment at December 31, 2013 and estimated that value to be 90 million Reais (\$38.2 million). As a result, we wrote-down the carrying value of our investment and recorded a loss of 40 million Reais (\$17.0 million) which is included in other (expense) income in the Consolidated Statements of Income.

## NOTES TO CONSOLIDATED FINANCIAL STATEMENTS

### 3. DISCONTINUED OPERATIONS

During the first quarter of 2013, we divested of two non-strategic business lines, Equifax Settlement Services, which was part of our Mortgage business within the USCIS operating segment, and Talent Management Services, which was part of our Employer Services business within our Workforce Solutions operating segment, for a total of \$47.5 million. \$3.5 million of the proceeds of the sale of Talent Management Services was placed in escrow and is due 18 months after the transaction date. The historical results of these operations are classified as discontinued operations in the Consolidated Statements of Income. Revenue for these business lines for the twelve months ended December 31, 2013 and 2012 was \$9.3 million and \$87.5 million, respectively. Pretax income was \$0.5 million and \$8.9 million for the twelve months ended December 31, 2013 and 2012, respectively. We recorded a gain on the disposals in the first quarter of 2013 of \$18.4 million, including an income tax benefit of \$18.1 million, of which \$14.3 million was current tax benefits. The tax benefit is primarily a result of our tax basis in Talent Management Services. The gain was classified as discontinued operations in the Consolidated Statements of Income.

During 2011, we settled various contingencies related to past divestitures that resulted in \$2.9 million of income from discontinued operations, net of tax.

### 4. ACQUISITIONS AND INVESTMENTS

**2013 Acquisitions and Investments.** To further broaden our product offerings, we made several acquisition during 2013. During the third quarter of 2013, we acquired TrustedID, a direct-to-consumer identity protection business that is included as part of our North America Personal Solutions business unit. During the fourth quarter of 2013, we also completed two acquisitions in Paraguay and Mexico in the Latin America region of our International segment. The total purchase price of these acquisitions was \$98.8 million.

**2012 Acquisitions and Investments.** On December 28, 2012, as a part of our long-term growth strategy of expanding our USCIS business, we acquired certain credit services business assets and operations of Computer Sciences Corporation for \$1.0 billion. The results of this acquisition have been included in our USCIS operating segment subsequent to the acquisition and are not material for 2012.

We financed this purchase with available cash, borrowings under our CP Program, and the issuance in December 2012 of 3.30%, ten-year unsecured Senior Notes. The 3.30% Senior Notes are further described in Note 6 of the Notes to the Consolidated Financial Statements.

To further broaden our product offerings, during the twelve months ended December 31, 2012, we completed smaller acquisitions of information services businesses in the European and Latin American regions of our International segment totaling \$16.5 million. The results of these acquisitions have been included in our operating results subsequent to the date of acquisition and are not material.

**2011 Acquisitions and Investments.** On August 1, 2011, to further enhance our market position, we acquired DataVision Resources, which provides data and business solutions to the mortgage, insurance and financial services industries, for \$50.0 million. The results of this acquisition have been included in our Workforce Solutions segment subsequent to the date of acquisition.

To further broaden our product offerings, during the twelve months ended December 31, 2011, we completed smaller acquisitions of information services businesses in the European and Latin American regions of our International segment as well as our U.S. Consumer Information Solutions and Workforce Solutions segments for \$82.4 million. The results of these acquisitions have been included in our operating results subsequent to the date of acquisition and are not material.



## NOTES TO CONSOLIDATED FINANCIAL STATEMENTS

**Purchase Price Allocation.** The following table summarizes the estimated fair value of the net assets acquired and the liabilities assumed at the acquisition dates. The 2013 allocations are considered final, except for the resolution of certain contingencies all of which existed at the acquisition date, primarily related to working capital settlement, sales tax exposures and income tax accounts, which will be resolved when final returns are filed related to the acquired entities. Estimates for these items have been included in the purchase price allocations and will be finalized prior to the one year anniversary date of the acquisitions.

	December 31,	
	2013	2012
	<i>(In millions)</i>	
Current assets	\$ 12.9	\$ 21.3
Property and equipment	1.4	1.2
Other assets	5.9	0.1
Identifiable intangible assets <sup>(1)</sup>	46.4	524.7
Indefinite lived intangible assets	-	158.8
Goodwill <sup>(2)</sup>	55.3	321.3
Total assets acquired	121.9	1,027.4
Total liabilities assumed	(19.9)	(7.4)
Non-controlling interest	(3.2)	(2.7)
Net assets acquired	\$ 98.8	\$ 1,017.3

(1) Identifiable intangible assets are further disaggregated in the following table.

(2) Of the goodwill resulting from 2013 and 2012 acquisitions, \$1.2 million and \$309.3 million, respectively, is tax deductible.

The primary reasons the purchase price of these acquisitions exceeded the fair value of the net assets acquired, which resulted in the recognition of goodwill, were future tax savings which are not recorded apart from goodwill, expanded growth opportunities from new or enhanced product offerings, cost savings from the elimination of duplicative activities, and the acquisition of an assembled workforce that are not recognized as assets apart from goodwill.

Intangible asset category	December 31,			
	2013		2012	
	Fair value	Weighted-average useful life	Fair value	Weighted-average useful life
	<i>(in millions)</i>	<i>(in years)</i>	<i>(in millions)</i>	<i>(in years)</i>
Customer relationships	\$ 27.6	8.3	\$ 4.5	8.7
Acquired software and technology	4.2	4.3	0.7	5.7
Purchased data files	8.4	5.0	508.8	15.0
Non-compete agreements	3.1	4.0	10.3	4.9
Trade names and other intangible assets	3.1	6.3	0.4	5.0
Total acquired intangibles	\$ 46.4	6.9	\$ 524.7	14.7

The 2013 acquisitions did not have a material impact in the Company's Consolidated Statements of Income. The impact of the 2013 acquisitions would not have significantly changed our Consolidated Statements of Income if they had occurred at the beginning of the earliest year presented.

## NOTES TO CONSOLIDATED FINANCIAL STATEMENTS

### 5. GOODWILL AND OTHER INTANGIBLE ASSETS

**Goodwill.** Goodwill represents the cost in excess of the fair value of the net assets acquired in a business combination. As discussed in Note 1, goodwill is tested for impairment at the reporting unit level on an annual basis and on an interim basis if an event occurs or circumstances change that would more likely than not reduce the fair value of a reporting unit below its carrying value. We perform our annual goodwill impairment tests as of September 30 each year. As a result of the merger of our Brazilian business in the second quarter of 2011, we performed an interim impairment test on the Latin America reporting unit excluding our Brazilian business which resulted in no impairment. The fair value estimates for our reporting units were determined using a combination of the income and market approaches in accordance with the Company's methodology. Our annual impairment tests as of September 30, 2013, 2012 and 2011 resulted in no impairment of goodwill.

Changes in the amount of goodwill for the twelve months ended December 31, 2013 and 2012, are as follows:

<i>(In millions)</i>	<b>U.S. Consumer Information Solutions</b>	<b>International</b>	<b>Workforce Solutions</b>	<b>North America Personal Solutions</b>	<b>North America Commercial Solutions</b>	<b>Total</b>
Balance, December 31, 2011	\$ 638.4	\$ 348.5	\$ 935.0	\$ 1.8	\$ 37.5	\$ 1,961.2
Acquisitions	309.3	12.0	-	-	-	321.3
Adjustments to initial purchase price allocation	-	-	(1.0)	-	-	(1.0)
Foreign currency translation	-	8.8	-	-	0.1	8.9
Balance, December 31, 2012	<u>947.7</u>	<u>369.3</u>	<u>934.0</u>	<u>1.8</u>	<u>37.6</u>	<u>2,290.4</u>
Acquisitions	-	40.8	-	14.5	-	55.3
Adjustments to initial purchase price allocation	87.5	(0.1)	-	0.4	-	87.8
Foreign currency translation	-	(7.6)	-	-	(0.4)	(8.0)
Tax benefits of options exercised	-	-	(0.2)	-	-	(0.2)
Businesses sold	(2.7)	(1.4)	(26.1)	-	-	(30.2)
Balance, December 31, 2013	<u>\$ 1,032.5</u>	<u>\$ 401.0</u>	<u>\$ 907.7</u>	<u>\$ 16.7</u>	<u>\$ 37.2</u>	<u>\$ 2,395.1</u>

## NOTES TO CONSOLIDATED FINANCIAL STATEMENTS

**Indefinite-Lived Intangible Assets.** Indefinite-lived intangible assets consist of indefinite-lived reacquired rights representing the value of rights which we had granted to various affiliate credit reporting agencies that were reacquired in the U.S. and Canada. At the time we acquired these agreements, they were considered perpetual in nature under the accounting guidance in place at that time and, therefore, the useful lives are considered indefinite. Indefinite-lived intangible assets are not amortized. We are required to test indefinite-lived intangible assets for impairment annually and whenever events or circumstances indicate that there may be an impairment of the asset value. We perform our annual indefinite-lived intangible asset impairment test as of September 30. Our 2013 annual impairment test completed during the third quarter of 2013 resulted in no impairment of indefinite-lived intangible assets.

	<b>Amount</b>
	<i>(In millions)</i>
Balance, December 31, 2011	\$ 95.6
Acquisitions	\$ 158.8
Foreign currency translation	0.1
Balance, December 31, 2012	254.5
Purchase price adjustment	(158.8)
Foreign currency translation	(0.2)
Balance, December 31, 2013	<u>\$ 95.5</u>

During the third quarter of 2013, we recorded adjustments to the purchased intangible assets and related accumulated amortization previously recorded in connection with our December 28, 2012 acquisition of certain credit services business assets and operations of Computer Sciences Corporation. This correction resulted in the establishment of \$73.3 million of finite-lived reacquired rights which will be amortized over 5.6 years, an increase in goodwill of \$85.5 million and a reduction of our indefinite-lived intangible assets of \$158.8 million.

**Purchased Intangible Assets.** Purchased intangible assets net, recorded on our Consolidated Balance Sheets at December 31, 2013 and 2012, are as follows:

	<b>December 31, 2013</b>			<b>December 31, 2012</b>		
	<b>Gross</b>	<b>Accumulated Amortization</b>	<b>Net</b>	<b>Gross</b>	<b>Accumulated Amortization</b>	<b>Net</b>
<b>Definite-lived intangible assets:</b>			<i>(In millions)</i>			
Purchased data files	\$ 709.5	\$ (187.4)	\$ 522.1	\$ 795.6	\$ (229.2)	\$ 566.4
Acquired software and technology	38.4	(20.2)	18.2	34.4	(13.5)	20.9
Customer relationships	506.7	(166.5)	340.2	522.1	(164.5)	357.6
Reacquired rights	73.3	(13.1)	60.2	-	-	-
Proprietary database	7.4	(5.0)	2.4	125.0	(115.9)	9.1
Non-compete agreements	20.2	(7.8)	12.4	19.4	(5.5)	13.9
Trade names and other intangible assets	41.7	(24.0)	17.7	41.5	(21.7)	19.8
Total definite-lived intangible assets	<u>\$ 1,397.2</u>	<u>\$ (424.0)</u>	<u>\$ 973.2</u>	<u>\$ 1,538.0</u>	<u>\$ (550.3)</u>	<u>\$ 987.7</u>

Amortization expense related to purchased intangible assets was \$118.4 million, \$86.1 million, and \$87.5 million during the twelve months ended December 31, 2013, 2012, and 2011, respectively.

Estimated future amortization expense related to definite-lived purchased intangible assets at December 31, 2013 is as follows:

<b>Years ending December 31,</b>	<b>Amount</b>
	<i>(In millions)</i>
2014	\$ 111.8
2015	106.9
2016	100.3
2017	90.6
2018	72.9
Thereafter	490.7
	<u>\$ 973.2</u>

# NOTES TO CONSOLIDATED FINANCIAL STATEMENTS

## 6. DEBT

Debt outstanding at December 31, 2013 and 2012 was as follows:

	December 31,	
	2013	2012
	<i>(In millions)</i>	
Commercial paper ("CP")	\$ -	\$ 265.0
Notes, 7.34%, due in installments through May 2014	15.0	30.0
Notes, 4.45%, due December 2014	275.0	275.0
Notes, 6.30%, due July 2017	272.5	272.5
Notes, 3.30%, due Dec 2022	500.0	500.0
Debentures, 6.90%, due July 2028	125.0	125.0
Notes, 7.00%, due July 2037	250.0	250.0
Capitalized lease obligation	-	2.2
Other	0.6	0.7
Total debt	1,438.1	1,720.4
Less short-term debt and current maturities	(296.5)	(283.3)
Less unamortized discounts	(2.1)	(2.3)
Plus fair value adjustments	6.0	12.6
Total long-term debt, net of discount	\$ 1,145.5	\$ 1,447.4

Scheduled future maturities of debt at December 31, 2013, are as follows:

Years ending December 31,	Amount
	<i>(In millions)</i>
2014	\$ 290.6
2015	-
2016	-
2017	272.5
2018	-
Thereafter	875.0
Total debt	\$ 1,438.1

**Senior Credit Facility.** We are party to a \$750.0 million unsecured revolving credit facility, which we refer to as the Senior Credit Facility, with a group of financial institutions. The Senior Credit Facility also has an accordion feature that allows us to request an increase in the total commitment to \$1.0 billion. Borrowings may be used for general corporate purposes, including working capital, capital expenditures, acquisitions and share repurchase programs. The Senior Credit Facility is scheduled to expire in December 2017. Availability of the Senior Credit Facility for borrowings is reduced by the outstanding face amount of any letters of credit issued under the facility and, pursuant to our existing Board of Directors authorization, by the outstanding principal amount of our commercial paper notes.

## NOTES TO CONSOLIDATED FINANCIAL STATEMENTS

Under our Senior Credit Facility, we must comply with various financial and non-financial covenants. The financial covenants require us to maintain a maximum leverage ratio, defined as consolidated funded debt divided by consolidated EBITDA (as set forth in the Senior Credit Facility) for the preceding four quarters, of not more than 3.5 to 1.0. Compliance with this financial covenant is tested quarterly. The non-financial covenants include limitations on liens, subsidiary debt, mergers, liquidations, asset dispositions and acquisitions. As of December 31, 2013, we were in compliance with our covenants under the Senior Credit Facility. Our borrowings under this facility, which have not been guaranteed by any of our subsidiaries, are unsecured and will rank on parity in right of payment with all of our other unsecured and unsubordinated indebtedness from time to time outstanding.

At December 31, 2013, interest was payable on borrowings under the existing credit facility at the base rate or London Interbank Offered Rate, or LIBOR, plus a specified margin. The annual unused fee, which we pay on the unused portion of the revolver, and interest rate are subject to adjustment based on our debt ratings. As of December 31, 2013, \$748.6 million was available for borrowings and there were no outstanding borrowings under the Senior Credit Facility, which is included in long-term debt on our Consolidated Balance Sheets.

While the underlying final maturity date of this facility is December 2017, it is structured to provide borrowings under short-term loans. Because these borrowings primarily have a maturity of ninety days, the borrowings and repayments are presented on a net basis within the financing activities portion of our Consolidated Statements of Cash Flows as net (repayments) borrowings under long-term revolving credit facilities.

**CP Program.** Our \$750.0 million CP program has been established through the private placement of CP notes from time to time, in which borrowings bear interest at either a variable rate (based on LIBOR or other benchmarks) or a fixed rate, with the applicable rate and margin. Maturities of CP can range from overnight to 397 days. Because the CP program is backstopped by our Senior Credit Facility, the amount of CP which may be issued under the program is reduced by the outstanding face amount of any letters of credit issued under the facility and, pursuant to our existing Board of Directors authorization, by the outstanding borrowings under our Senior Credit Facility. At December 31, 2013, there were no CP notes outstanding.

**7.34% Notes.** At the closing of the TALX acquisition in May 2007, we assumed \$75.0 million in 7.34% Senior Guaranteed Notes, or TALX Notes, privately placed by TALX with several institutional investors in May 2006. We are required to repay the principal amount of the TALX Notes in five equal annual installments commencing on May 25, 2010 with a final maturity date of May 25, 2014. We may prepay the TALX Notes subject to certain restrictions and the payment of a make-whole amount. Under certain circumstances, we may be required to use proceeds of certain asset dispositions to prepay a portion of the TALX Notes. Interest on the TALX Notes is payable semi-annually until the principal becomes due and payable. We identified a fair value adjustment related to the TALX Notes in applying purchase accounting; this amount is being amortized against interest expense over the remainder of the term of the TALX Notes. At December 31, 2013, the remaining balance of this adjustment is \$0.1 million and is included in short-term debt on the Consolidated Balance Sheets.

**4.45% Senior Notes.** On November 4, 2009, we issued \$275.0 million principal amount of 4.45%, five-year senior notes in an underwritten public offering. Interest is payable semi-annually in arrears on December 1 and June 1 of each year. We used the net proceeds from the sale of the senior notes to repay outstanding borrowings under our CP program, a portion of which was used to finance our fourth quarter 2009 acquisitions. The senior notes are unsecured and rank equally with all of our other unsecured and unsubordinated indebtedness. In conjunction with the senior notes, we entered into five-year interest rate swaps, designated as fair value hedges, which convert the fixed interest rate to a variable rate. The long-term debt fair value adjustment related to these interest rate swaps was an increase of \$6.0 million at December 31, 2013.

## NOTES TO CONSOLIDATED FINANCIAL STATEMENTS

**6.3% and 7.0% Senior Notes.** On June 28, 2007, we issued \$300.0 million principal amount of 6.3%, ten-year senior notes and \$250.0 million principal amount of 7.0%, thirty-year senior notes in underwritten public offerings. Interest is payable semi-annually in arrears on January 1 and July 1 of each year. The net proceeds of the financing were used to repay short-term indebtedness, a substantial portion of which was incurred in connection with our acquisition of TALX. We must comply with various non-financial covenants, including certain limitations on liens, additional debt and mortgages, mergers, asset dispositions and sale-leaseback arrangements. The senior notes are unsecured and rank equally with all of our other unsecured and unsubordinated indebtedness.

**3.3% Senior Notes.** On December 17, 2012, we issued \$500.0 million principal amount of 3.3%, ten-year senior notes in an underwritten public offering. Interest is payable semi-annually in arrears on December 15 and June 15 of each year. The net proceeds of the sale of the notes were used to partially finance the acquisition of CSC Credit Services in December 2012. We must comply with various non-financial covenants, including certain limitations on liens, additional debt and mortgages, mergers, asset dispositions and sale-leaseback arrangements. The senior notes are unsecured and rank equally with all of our other unsecured and unsubordinated indebtedness.

**6.9% Debentures.** We have \$125 million of debentures outstanding with a maturity date of 2028. The debentures are unsecured and rank equally with all of our other unsecured and unsubordinated indebtedness.

Cash paid for interest was \$67.8 million, \$53.0 million and \$54.0 million during the twelve months ended December 31, 2013, 2012 and 2011, respectively.

## 7. COMMITMENTS AND CONTINGENCIES

**Leases.** Our operating leases principally involve office space and office equipment. Rental expense for operating leases, which is recognized on a straight-line basis over the lease term, was \$24.2 million, \$21.5 million and \$21.2 million for the twelve months ended December 31, 2013, 2012 and 2011, respectively. Our headquarters building ground lease has purchase options exercisable beginning in 2019, renewal options exercisable in 2048 and escalation clauses that began in 2009. Expected future minimum payment obligations for non-cancelable operating leases exceeding one year are as follows as of December 31, 2013:

<b>Years ending December 31,</b>	<b>Amount</b>
	<i>(In millions)</i>
2014	\$ 19.1
2015	14.2
2016	10.0
2017	7.9
2018	5.7
Thereafter	40.3
	<u>\$ 97.2</u>

We have no material sublease agreements and as a result, expected sublease income is not reflected as a reduction in the total minimum rental obligations under operating leases in the table above.

## NOTES TO CONSOLIDATED FINANCIAL STATEMENTS

**Data Processing, Outsourcing Services and Other Agreements.** We have separate agreements with IBM, TCS and others to outsource portions of our computer data processing operations, applications development, maintenance and related functions and to provide certain other administrative and operational services. The agreements expire between 2014 and 2019. The estimated aggregate minimum contractual obligation remaining under these agreements is approximately \$70 million as of December 31, 2013, with no future year's minimum contractual obligation expected to exceed approximately \$40 million. Annual payment obligations in regard to these agreements vary due to factors such as the volume of data processed; changes in our servicing needs as a result of new product offerings, acquisitions or divestitures; the introduction of significant new technologies; foreign currency; or the general rate of inflation. In certain circumstances (e.g., a change in control or for our convenience), we may terminate these data processing and outsourcing agreements, and, in doing so, certain of these agreements require us to pay a significant penalty.

During 2012, we amended certain portions and terminated certain other portions of our operations support services agreement for North America with IBM. The amended agreement extends certain terms two years through December 2016 and changes certain variable cost to fixed cost intended to provide financial savings to the Company. During 2011, we amended our operations support services agreement in North America with IBM. The amended agreement extended the term one year through December 2014 and changed certain variable cost to fixed cost intended to provide financial savings to the Company. Under our agreement with IBM (which covers our operations in North America, Europe, and Peru), we have outsourced certain of our mainframe and midrange operations, help desk service and desktop support functions, and the operation of our voice and data networks. The scope of such services varies by location. The estimated future minimum contractual obligation under the revised agreement is approximately \$50 million for the remaining term, with no individual year's minimum expected to exceed approximately \$30 million. We may terminate certain portions of this agreement without penalty in the event that IBM is in material breach of the terms of the agreement. During 2013, 2012 and 2011, we paid \$60 million, \$70.5 million and \$79.7 million, respectively, for these services.

**Change in Control Agreements.** We have entered into change in control severance agreements with certain key executives. The agreements provide for, among other things, certain payments and benefits in the event of a qualifying termination of employment (i.e., termination of employment by the executive for "good reason" or termination of employment by the Company without "cause," each as defined in the agreements) following a change in control of the Company. In the event of a qualifying termination, the executive will become entitled to continuation of group health, dental, vision, life, disability, 401(k) and similar benefits for three years, as well as a lump sum severance payment, all of which differs by executive.

The change in control agreements have a three-year term and automatically renew for another three years unless we elect not to renew the agreements. Change in control events potentially triggering benefits under the agreements would occur, subject to certain exceptions, if (1) any person acquires 20% or more of our voting stock; (2) upon a merger or other business combination, our shareholders receive less than two-thirds of the common stock and combined voting power of the new company; (3) we sell or otherwise dispose of all or substantially all of our assets; or (4) we liquidate or dissolve.

If these change in control agreements had been triggered as of December 31, 2013, payments of approximately \$54.4 million would have been made (excluding tax gross-up amounts of \$36.1 million). Under the Company's existing director and employee stock benefit plans, a change in control generally would result in the immediate vesting of all outstanding stock options and satisfaction of the restrictions on any outstanding nonvested stock awards. With respect to unvested performance based share awards dependent upon the Company's three-year relative total shareholder return, if at least one calendar year of performance during the performance period has been completed prior to the change in control event, the awards will be paid out based on the Company's performance at that time; otherwise the payout of shares will be at 100% of the target award.

## NOTES TO CONSOLIDATED FINANCIAL STATEMENTS

**Guarantees.** We will from time to time issue standby letters of credit, performance bonds or other guarantees in the normal course of business. The aggregate notional amount of all performance bonds and standby letters of credit is not material at December 31, 2013, and all have a remaining maturity of one year or less. The maximum potential future payments we could be required to make under the guarantees is not material at December 31, 2013.

**General Indemnifications.** We are the lessee under many real estate leases. It is common in these commercial lease transactions for us, as the lessee, to agree to indemnify the lessor and other related third parties for tort, environmental and other liabilities that arise out of or relate to our use or occupancy of the leased premises. This type of indemnity would typically make us responsible to indemnified parties for liabilities arising out of the conduct of, among others, contractors, licensees and invitees at or in connection with the use or occupancy of the leased premises. This indemnity often extends to related liabilities arising from the negligence of the indemnified parties, but usually excludes any liabilities caused by either their sole or gross negligence and their willful misconduct.

Certain of our credit agreements include provisions which require us to make payments to preserve an expected economic return to the lenders if that economic return is diminished due to certain changes in law or regulations. In certain of these credit agreements, we also bear the risk of certain changes in tax laws that would subject payments to non-U.S. lenders to withholding taxes.

In conjunction with certain transactions, such as sales or purchases of operating assets or services in the ordinary course of business, or the disposition of certain assets or businesses, we sometimes provide routine indemnifications, the terms of which range in duration and sometimes are not limited.

The Company has entered into indemnification agreements with its directors and executive officers. Under these agreements, the Company has agreed to indemnify such individuals to the fullest extent permitted by law against liabilities that arise by reason of their status as directors or officers and to advance expenses incurred by such individuals in connection with the related legal proceedings. The Company maintains directors and officers liability insurance coverage to reduce its exposure to such obligations.

We cannot reasonably estimate our potential future payments under the indemnities and related provisions described above because we cannot predict when and under what circumstances these provisions may be triggered. We have no accrual related to indemnifications on our Consolidated Balance Sheets at December 31, 2013 and 2012.

**Subsidiary Dividend and Fund Transfer Limitations.** The ability of some of our subsidiaries and associated companies to transfer funds to us is limited, in some cases, by certain restrictions imposed by foreign governments, which do not, individually or in the aggregate, materially limit our ability to service our indebtedness, meet our current obligations or pay dividends.

**Contingencies.** We are involved in legal proceedings, claims and litigation arising in the ordinary course of business. We periodically assess our exposure related to these matters based on the information which is available. We have recorded accruals in our Consolidated Financial Statements for those matters in which it is probable that we have incurred a loss and the amount of the loss, or range of loss, can be reasonably estimated.

Although the final outcome of these matters cannot be predicted with certainty, any possible adverse outcome arising from these matters is not expected to have a material impact on our Consolidated Financial Statements, either individually or in the aggregate. However, our evaluation of the likely impact of these matters may change in the future. We accrue for unpaid legal fees for services performed to date



## NOTES TO CONSOLIDATED FINANCIAL STATEMENTS

**Tax Matters.** In 2003, the Canada Revenue Agency, or CRA, issued Notices of Reassessment, asserting that Acrofax, Inc., a wholly-owned Canadian subsidiary of Equifax, was liable for additional tax for the 1995 through 2000 tax years, related to certain intercompany capital contributions and loans. Subsequently in 2003, we made a statutorily-required deposit for a portion of the claim. On May 31, 2011, we settled this CRA claim for \$1.1 million (1.1 million in Canadian dollars) and received a net refund of the deposit and accrued interest in the amount of \$9.9 million (9.7 million in Canadian dollars).

### 8. INCOME TAXES

The provision for income taxes from continuing operations consisted of the following:

	Twelve Months Ended December 31,		
	2013	2012	2011
	<i>(In millions)</i>		
Current:			
Federal	\$ 130.9	\$ 102.3	\$ 112.5
State	16.4	12.5	10.4
Foreign	51.3	67.4	44.2
	<u>198.6</u>	<u>182.2</u>	<u>167.1</u>
Deferred:			
Federal	(4.9)	(5.9)	(1.5)
State	2.8	(2.1)	0.5
Foreign	(7.6)	(18.2)	1.0
	<u>(9.7)</u>	<u>(26.2)</u>	<u>-</u>
Provision for income taxes	<u>\$ 188.9</u>	<u>\$ 156.0</u>	<u>\$ 167.1</u>

The provision for income taxes from discontinued operations was \$7.9 million, \$3.4 million and \$1.4 million for the years ended December 31, 2013, 2012 and 2011, respectively.

Domestic and foreign income from continuing operations before income taxes was as follows:

	Twelve Months Ended December 31,		
	2013	2012	2011
	<i>(In millions)</i>		
U.S.	\$ 458.4	\$ 341.8	\$ 338.6
Foreign	72.0	89.5	67.3
	<u>\$ 530.4</u>	<u>\$ 431.3</u>	<u>\$ 405.9</u>

## NOTES TO CONSOLIDATED FINANCIAL STATEMENTS

The provision for income taxes reconciles with the U.S. federal statutory rate, as follows:

	Twelve Months Ended December 31,		
	2013	2012	2011
	<i>(In millions)</i>		
Federal statutory rate	35.0 %	35.0 %	35.0 %
Provision computed at federal statutory rate	\$ 185.6	\$ 151.0	\$ 142.0
State and local taxes, net of federal tax benefit	12.1	5.8	5.8
Foreign	(4.1)	(5.3)	3.1
Valuation allowance	(0.6)	(0.9)	(0.6)
Tax reserves	(1.2)	0.2	(1.1)
Currency and other tax effects of Brazil Transaction <sup>(1)</sup>	-	(15.3)	20.5
Global restructuring <sup>(2)</sup>	-	20.5	-
Other	(2.9)	-	(2.6)
Provision for income taxes	<u>\$ 188.9</u>	<u>\$ 156.0</u>	<u>\$ 167.1</u>
Effective income tax rate	<u>35.6 %</u>	<u>36.2 %</u>	<u>42.1 %</u>

- (1) During the fourth quarter of 2012, we recorded a \$15.3 million tax benefit as a result of tax authorities approving a tax method change which impacted the tax expense recorded in connection with the merger of our Brazilian business in the second quarter of 2011.
- (2) During the fourth quarter of 2012, we completed an international tax restructuring resulting in the recognition of tax expense of \$0.5 million.

We record deferred income taxes using enacted tax laws and rates for the years in which the taxes are expected to be paid. Deferred income tax assets and liabilities are recorded based on the differences between the financial reporting and income tax bases of assets and liabilities. For additional information about our income tax policy, see Note 1 of the Notes to Consolidated Financial Statements.

## NOTES TO CONSOLIDATED FINANCIAL STATEMENTS

Components of the deferred income tax assets and liabilities at December 31, 2013 and 2012, were as follows:

	<b>December 31,</b>	
	<b>2013</b>	<b>2012</b>
	<i>(In millions)</i>	
<b>Deferred income tax assets:</b>		
Employee pension benefits	\$ 108.9	\$ 149.9
Net operating and capital loss carryforwards	132.3	107.3
Foreign tax credits	51.7	54.2
Employee compensation programs	61.9	54.9
Reserves and accrued expenses	8.5	7.7
Deferred revenue	2.5	3.8
Other	5.9	3.1
Gross deferred income tax assets	371.7	380.9
Valuation allowance	(121.5)	(102.5)
<b>Total deferred income tax assets, net</b>	<b>\$ 250.2</b>	<b>\$ 278.4</b>
<b>Deferred income tax liabilities:</b>		
Goodwill and intangible assets	(313.7)	(305.2)
Pension expense	(101.9)	(101.4)
Undistributed earnings of foreign subsidiaries	(52.5)	(52.3)
Depreciation	(14.5)	(15.3)
Other	(11.7)	(18.8)
<b>Total deferred income tax liability</b>	<b>(494.3)</b>	<b>(493.0)</b>
<b>Net deferred income tax liability</b>	<b>\$ (244.1)</b>	<b>\$ (214.6)</b>

Our deferred income tax assets and deferred income tax liabilities at December 31, 2013 and 2012, are included in the accompanying Consolidated Balance Sheets as follows:

	<b>December 31,</b>	
	<b>2013</b>	<b>2012</b>
	<i>(In millions)</i>	
<b>Current deferred income tax assets, included in other current assets</b>	<b>\$ 18.3</b>	<b>\$ 17.4</b>
<b>Long-term deferred income tax assets, included in other assets</b>	<b>\$ 1.3</b>	<b>\$ 4.7</b>
<b>Long-term deferred income tax liabilities</b>	<b>(263.7)</b>	<b>(236.7)</b>
<b>Net deferred income tax liability</b>	<b>\$ (244.1)</b>	<b>\$ (214.6)</b>

We record deferred income taxes on the temporary differences of our foreign subsidiaries and branches, except for the temporary differences related to undistributed earnings of subsidiaries which we consider indefinitely invested. As of December 31, 2013, we have indefinitely invested \$85.7 million attributable to pre-2004 undistributed earnings of our Canadian and Chilean subsidiaries. If the pre-2004 earnings were not considered indefinitely invested, \$4.7 million of deferred U.S. income taxes would have been provided.

## NOTES TO CONSOLIDATED FINANCIAL STATEMENTS

At December 31, 2013, we had U.S. federal and state net operating loss carryforwards of \$86.7 million which will expire at various times between 2014 and 2029. We also had foreign net operating loss carryforwards totaling \$368.4 million of which \$34.8 million will expire between 2014 and 2023 and the remaining \$333.6 million will carryforward indefinitely. Foreign capital loss carryforwards of \$20.3 million may be carried forward indefinitely, and state capital loss carryforwards of \$1.7 million which will expire in 2018. The deferred tax asset related to the net operating loss and capital loss carryforwards is \$132.4 million of which \$120.1 million has been fully reserved in the deferred tax valuation allowance. Additionally, we had foreign tax credit carryforwards of \$51.7 million, of which \$4.9 million will expire in 2022 and \$46.8 million will be available to be utilized upon repatriation of foreign earnings.

Cash paid for income taxes, net of amounts refunded, was \$174.8 million, \$181.7 million and \$127.5 million during the twelve months ended December 31, 2013, 2012 and 2011, respectively.

We recognize interest and penalties accrued related to unrecognized tax benefits in the provision for income taxes on our Consolidated Statements of Income.

A reconciliation of the beginning and ending amount of unrecognized tax benefits is as follows:

	2013	2012
	<i>(In millions)</i>	
Beginning balance (January 1)	\$ 19.5	\$ 19.9
Increases related to prior year tax positions	3.0	1.9
Decreases related to prior year tax positions	(0.1)	(0.5)
Increases related to current year tax positions	4.1	2.6
Decreases related to settlements	(0.5)	(1.0)
Expiration of the statute of limitations for the assessment of taxes	(6.4)	(3.3)
Currency translation adjustment	(0.5)	(0.1)
Ending balance (December 31)	<u>\$ 19.1</u>	<u>\$ 19.5</u>

We recorded liabilities of \$22.6 million and \$24.2 million for unrecognized tax benefits as of December 31, 2013 and 2012, respectively, which included interest and penalties of \$3.5 million and \$4.7 million, respectively. As of December 31, 2013 and 2012, the total amount of unrecognized benefits that, if recognized, would have affected the effective tax rate was \$19.4 million and \$20.6 million, respectively, which included interest and penalties of \$2.9 million and \$4.1 million, respectively. The accruals for potential interest and penalties during 2013 and 2012 were not material.

Equifax and its subsidiaries are subject to U.S. federal, state and international income taxes. We are generally no longer subject to federal, state or international income tax examinations by tax authorities for years before 2008. Due to the potential for resolution of state and foreign examinations, and the expiration of various statutes of limitations, it is reasonably possible that Equifax's gross unrecognized tax benefit balance may change within the next twelve months by a range of zero to \$6.0 million.

In September 2013, the IRS released final tangible property regulations under Sections 162(a) and 263(a) of the Internal Revenue Code regarding the deduction and capitalization of expenditures related to tangible property as well as disposition of tangible property. These regulations will be effective for our tax year beginning January 1, 2014. We have assessed the impact of these regulations and determined they do not have a material impact on our consolidated financial position, results of operations, or cash flows.

## 9. STOCK-BASED COMPENSATION

We have one active share-based award plan, the amended and restated 2008 Omnibus Incentive Plan. This plan was originally approved by our shareholders in 2008 and was amended and restated with shareholder approval in May 2013 to, among other things, increase the reserve for awards under the plan by 11 million shares. The plan provides our directors, officers and certain key employees with stock options and nonvested stock. The plan is described below. We expect to issue common shares held as either treasury stock or new issue shares upon the exercise of stock options or once nonvested shares vest. Total stock-based compensation expense in our Consolidated Statements of Income during the twelve months ended December 31, 2013, 2012 and 2011, was as follows:

# NOTES TO CONSOLIDATED FINANCIAL STATEMENTS

(in millions)	Twelve Months Ended December 31,		
	2013	2012	2011
Cost of services	\$ 4.2	\$ 3.9	\$ 3.6
Selling, general and administrative expenses	28.0	24.1	20.8
Stock-based compensation expense, before income taxes	\$ 32.2	\$ 28.0	\$ 24.4

The total income tax benefit recognized for stock-based compensation expense was \$1.6 million, \$9.8 million and \$8.7 million for the twelve months ended December 31, 2013, 2012 and 2011, respectively.

Benefits of tax deductions in excess of recognized compensation cost are reported as a financing cash flow, rather than as an operating cash flow. This requirement reduced operating cash flows and increased financing cash flows by \$14.6 million, \$1.7 million and \$1.2 million during the twelve months ended December 31, 2013, 2012 and 2011, respectively.

**Stock Options.** The 2008 Omnibus Incentive Plan provides that qualified and nonqualified stock options may be granted to officers and other employees. In conjunction with our acquisition of TALX, we assumed options outstanding under the legacy TALX stock option plan, which was approved by TALX shareholders. In addition, stock options remain outstanding under three shareholder-approved plans and three non-shareholder-approved plans from which no new grants may be made. The 2008 Omnibus Incentive Plan requires that stock options be granted at exercise prices not less than market value on the date of grant. Generally, stock options are subject to graded vesting for periods of up to three years based on service, with 33% vesting for each year of completed service, and expire ten years from the grant date.

We use the binomial model to calculate the fair value of stock options granted on or after January 1, 2006. The binomial model incorporates assumptions regarding anticipated employee exercise behavior, expected stock price volatility, dividend yield and risk-free interest rate. Anticipated employee exercise behavior and expected post-vesting cancellations over the contractual term used in the binomial model were primarily based on historical exercise patterns. These historical exercise patterns indicated there was not significantly different exercise behavior between employee groups. For our expected stock price volatility assumption, we weighted historical volatility and implied volatility. We used daily observations for historical volatility, while our implied volatility assumption was based on actively traded options related to our common stock. The expected term is derived from the binomial model, based on assumptions incorporated into the binomial model as described above.

The fair value for stock options granted during the twelve months ended December 31, 2013, 2012 and 2011, was estimated at the date of grant, using the binomial model with the following weighted-average assumptions:

	Twelve Months Ended December 31,		
	2013	2012	2011
Dividend yield	1.5 %	1.8 %	1.8 %
Expected volatility	25.8 %	31.9 %	32.7 %
Risk-free interest rate	1.3 %	0.6 %	1.2 %
Expected term (in years)	4.9	4.9	4.8
Weighted-average fair value of stock options granted	\$ 11.95	\$ 10.67	\$ 7.85

## NOTES TO CONSOLIDATED FINANCIAL STATEMENTS

The following table summarizes changes in outstanding stock options during the twelve months ended December 31, 2013, as well as stock options that are vested and expected to vest and stock options exercisable at December 31, 2013:

	Shares (in thousands)	Weighted-Average Exercise Price	Weighted-Average Remaining Contractual Term (in years)	Aggregate Intrinsic Value (in millions)
Outstanding at December 31, 2012	4,748	\$ 34.64		
Granted (all at market price)	346	\$ 60.15		
Exercised	(1,469)	\$ 32.58		
Forfeited and cancelled	(95)	\$ 44.24		
Outstanding at December 31, 2013	3,530	\$ 37.85	6.3	\$ 110.3
Vested and expected to vest at December 31, 2013	3,256	\$ 37.76	6.3	\$ 102.0
Exercisable at December 31, 2013	2,495	\$ 34.45	5.4	\$ 86.4

The aggregate intrinsic value amounts in the table above represent the difference between the closing price of Equifax's common stock on December 31, 2013 and the exercise price, multiplied by the number of in-the-money stock options as of the same date. This represents the value that would have been received by the stock option holders if they had all exercised their stock options on December 31, 2013. In future periods, this amount will change depending on fluctuations in Equifax's stock price. The total intrinsic value of stock options exercised during the twelve months ended December 31, 2013, 2012 and 2011, was \$43.2 million, \$38.3 million and \$9.9 million, respectively. At December 31, 2013, our total unrecognized compensation cost related to stock options was \$3.9 million with a weighted-average recognition period of 1.5 years.

The following table summarizes changes in outstanding options and the related weighted-average exercise price per share for the twelve months ended December 31, 2012 and 2011:

	December 31,			
	2012		2011	
	Shares	Weighted-Average Price	Shares	Weighted-Average Price
	(Shares in thousands)		(Shares in thousands)	
Outstanding at the beginning of the year	6,715	\$ 31.82	6,526	\$ 30.63
Granted (all at market price)	501	\$ 47.04	1,298	\$ 32.94
Exercised	(2,352)	\$ 29.37	(947)	\$ 25.02
Forfeited and cancelled	(116)	\$ 31.85	(162)	\$ 32.99
Outstanding at the end of the year	4,748	\$ 34.64	6,715	\$ 31.82
Exercisable at end of year	3,061	\$ 33.34	4,289	\$ 31.71

**Nonvested Stock.** Our 2008 Omnibus Incentive Plan also provides for awards of nonvested shares of our common stock that can be granted to executive officers, employees and directors. Nonvested stock awards are generally subject to cliff vesting over a period between one to three years based on service.

The fair value of nonvested stock is based on the fair market value of our common stock on the date of grant. However, since our nonvested stock does not accrue or pay dividends during the vesting period, the fair value on the date of grant is reduced by the present value of the expected dividends over the requisite service period (discounted using the appropriate risk-free interest rate).

In 2013 and 2012, pursuant to our 2008 Omnibus Incentive Plan, certain executive officers were granted nonvested shares in which the number of shares is dependent upon the Company's three-year relative total shareholder return as compared to the three-year cumulative average quarterly shareholder return of the companies in the S&P 500 stock index, as comprised on the grant date, subject to adjustment. The number of shares which could potentially be issued ranges from zero to 200% of the target award. The grants outstanding subject to market performance as of December 31, 2013 would result in 334,778 shares outstanding at 100% of target and 669,556 at 200% of target at the end of the vesting period. Compensation expense is recognized on a straight-line basis over the measurement period and is based upon the fair market value of the shares estimated to be earned at the date of grant. The fair value of the performance-based shares is estimated on the date of grant using a Monte-Carlo simulation.

## NOTES TO CONSOLIDATED FINANCIAL STATEMENTS

The following table summarizes changes in our nonvested stock during the twelve months ended December 31, 2013, 2012 and 2011 and the related weighted-average grant date fair value:

	Shares	Weighted-Average Grant Date Fair Value
	<i>(in thousands)</i>	
Nonvested at December 31, 2010	1,310	\$ 31.54
Granted	513	\$ 34.07
Vested	(340)	\$ 34.34
Forfeited	(52)	\$ 30.70
Nonvested at December 31, 2011	1,431	\$ 31.79
Granted	685	\$ 44.59
Vested	(440)	\$ 29.02
Forfeited	(60)	\$ 33.31
Nonvested at December 31, 2012	1,616	\$ 37.95
Granted	621	\$ 57.82
Vested	(479)	\$ 33.05
Forfeited	(63)	\$ 40.99
Nonvested at December 31, 2013	1,695	\$ 46.50

The total fair value of nonvested stock that vested during the twelve months ended December 31, 2013, 2012 and 2011, was \$9.1 million, \$19.9 million and \$12.1 million, respectively, based on the weighted-average fair value on the vesting date, and \$15.8 million, \$12.8 million and \$11.7 million, respectively, based on the weighted-average fair value on the date of grant. At December 31, 2013, our total unrecognized compensation cost related to nonvested stock was \$29.1 million with a weighted-average recognition period of 1.8 years.

**10. SHAREHOLDER RIGHTS PLAN**

Our Board of Directors has adopted a shareholder rights plan designed to protect our shareholders against abusive takeover attempts and tactics. The rights plan operates to dilute the interests of any person or group attempting to take control of the Company if the attempt is not deemed by our Board of Directors to be in the best interests of our shareholders. Under the rights agreement, as originally adopted in October 1995 and amended and restated in October 2005, holders of our common stock were granted one right to purchase common stock, or Right, for each outstanding share of common stock held of record on November 24, 1995. All newly issued shares of common stock since that date have been accompanied by a Right. The Rights will become exercisable and trade independently from our common stock if a person or group acquires or obtains the right to acquire 20% or more of Equifax's outstanding shares of common stock, or commences a tender or exchange offer that would result in that person or group acquiring 20% or more of the outstanding common stock, in each case without the consent of our Board. In the event the Rights become exercisable, each holder (other than the acquiring person or group) will be entitled to purchase that number of shares of securities or other property of Equifax having a market value equal to two times the exercise price of the Right. If Equifax were acquired in a merger or other business combination, each Right would entitle its holder to purchase the number of the acquiring company's common stock having a market value of two times the exercise price of the Right. In either case, our Board may choose to redeem the Rights for \$0.01 per Right before they become exercisable. The Rights will expire on November 6, 2015, unless earlier redeemed, exchanged or amended by the Board.

**11. BENEFIT PLANS**

We have defined benefit pension plans and defined contribution plans. We also maintain certain healthcare and life insurance benefit plans for eligible retired employees. The measurement date for our defined benefit pension plans and other postretirement benefit plans is December 31 of each year.

**Pension Benefits.** Pension benefits are provided through U.S. and Canadian defined benefit pension plans and two supplemental executive defined benefit pension plans.

*U.S. and Canadian Retirement Plans.* We sponsor a qualified defined benefit retirement plan (the U.S. Retirement Income Plan, or USRIP) that covers approximately 20% of current U.S. salaried employees who were hired on or before June 30, 2007, the last date on which an individual could be hired and enter the plan before the USRIP was frozen to new participation at December 31, 2008. This plan also covers many retirees as well as certain terminated but vested individuals not yet in retirement status. We also sponsor a defined benefit plan that covers most salaried and hourly employees in Canada (the Canadian Retirement Income Plan, or CRIP), also frozen to new hires on October 1, 2011.

On October 1, 2012, we offered certain former U.S. employees the option to receive their USRIP pension benefits in either a lump sum payable by December 31, 2012, or a reduced monthly annuity that will commence December 1, 2012. The voluntary lump sum payment option was based on the present value of the participant's pension benefit, and was payable at the participant's election in cash or rollover into a qualified retirement plan or IRA. The offer was made to approximately 3,500 vested participants in the pension plan who had terminated employment prior to January 1, 2012 and had not yet started to receive monthly payment of their pension benefit. Participants were required to make an irrevocable election to receive the lump sum payment by November 26, 2012. Approximately 64% of the vested terminated participants elected to receive the lump sum payment which resulted in a payment of \$62.6 million. The payment was made on December 21, 2012, from existing plan assets. Approximately 90 vested terminated participants elected the accelerated reduced monthly annuity which is being paid from the pension plan.

On November 7, 2012, an amendment to the USRIP was approved which froze future salary increases for non-grandfathered participants and provided a one-time 9% increase to the accrued benefit for these non-grandfathered participants who were employed on December 31, 2012. This amendment, along with the settlement described above, resulted in a \$38.7 million pension charge recorded during the fourth quarter of 2012.

On September 14, 2011, the Compensation Committee of the Board of Directors approved a redesign of our retirement plans for our currently active Canadian employees, effective January 1, 2013, and for our new hires hired on or after October 1, 2011. The changes to our retirement plan froze the Canadian Retirement Income Plan, or CRIP, a registered defined benefit pension plan, for employees who did not meet retirement-eligibility status under the CRIP as of December 31, 2012 ("Non-Grandfathered" participants). Under the plan amendment, the service credit for Non-Grandfathered participants froze, but these participants will continue to receive credit for salary increases and vesting service. Additionally, Non-Grandfathered employees and certain other employees not eligible to participate in the CRIP (i.e., new hires on or after October 1, 2011) are eligible to participate in the enhanced defined contribution component of the CRIP.



## NOTES TO CONSOLIDATED FINANCIAL STATEMENTS

During the twelve months ended December 31, 2013, we did not make any contributions to the USRIP and made contributions of \$2.6 million to the CRIP. During the twelve months ended December 31, 2012, we did not make any contributions to the USRIP and made contributions of \$3.7 million to the CRIP. At December 31, 2013, the USRIP met or exceeded ERISA's minimum funding requirements.

The annual report produced by our consulting actuaries specifies the funding requirements for our plans, based on projected benefits for plan participants, historical investment results on plan assets, current discount rates for liabilities, assumptions for future demographic developments and recent changes in statutory requirements. We may elect to make additional discretionary contributions to our plans in excess of minimum funding requirements, subject to statutory limitations.

**Supplemental Retirement Plans.** We maintain two supplemental executive retirement programs for certain key employees. The plans, which are unfunded, provide supplemental retirement payments, based on salary and years of service.

**Other Benefits.** We maintain certain healthcare and life insurance benefit plans for eligible retired employees. Substantially all of our U.S. employees may become eligible for the retiree healthcare benefits if they reach retirement age while working for us and satisfy certain years of service requirements. The retiree life insurance program covers employees who retired on or before December 31, 2003. We accrue the cost of providing healthcare benefits over the active service period of the employee.

**Obligations and Funded Status.** A reconciliation of the projected benefit obligations, plan assets and funded status of the plans is as follows:

	Pension Benefits		Other Benefits	
	2013	2012	2013	2012
	<i>(In millions)</i>			
<b>Change in projected benefit obligation</b>				
Benefit obligation at January 1,	\$ 716.8	\$ 746.1	\$ 27.3	\$ 29.9
Service cost	5.4	6.5	0.5	0.5
Interest cost	28.9	33.4	1.1	1.2
Plan participants' contributions	-	-	1.1	1.1
Amendments	-	7.5	(8.6)	-
Actuarial loss (gain)	(68.6)	68.7	0.9	(1.7)
Foreign currency exchange rate changes	(4.2)	1.8	0.6	-
Curtailments	-	(29.2)	-	-
Settlements	-	(77.3)	-	-
Benefits paid	(41.5)	(40.7)	(3.3)	(3.7)
Projected benefit obligation at December 31,	636.8	716.8	19.6	27.3
<b>Change in plan assets</b>				
Fair value of plan assets at January 1,	548.0	583.0	21.4	19.3
Actual return on plan assets	58.5	59.0	2.4	2.1
Employer contributions	6.7	7.6	2.2	2.6
Plan participants' contributions	-	-	1.1	1.1
Foreign currency exchange rate changes	(3.6)	1.7	-	-
Settlements	-	(62.6)	(2.2)	-
Benefits paid	(41.5)	(40.7)	(3.3)	(3.7)
Fair value of plan assets at December 31,	568.1	548.0	21.6	21.4
<b>Funded status of plan</b>	\$ (68.7)	\$ (168.8)	\$ 2.0	\$ (5.9)

The accumulated benefit obligation for the USRIP, CRIP and Supplemental Retirement Plans was \$623.1 million at December 31, 2013. The accumulated benefit obligation for the USRIP, CRIP and Supplemental Retirement Plans was \$697.5 million at December 31, 2012.

## NOTES TO CONSOLIDATED FINANCIAL STATEMENTS

At December 31, 2013, the USRIP and Supplemental Retirement Plans had projected benefit obligations and accumulated benefit obligations in excess of those plans' respective assets. The projected benefit obligation, accumulated benefit obligation and fair value of plan assets for these plans in the aggregate were \$580.1 million, \$575.5 million and \$511.7 million, respectively, at December 31, 2013. The projected benefit obligation, accumulated benefit obligation and fair value of plan assets for the CRIP were \$56.7 million, \$47.6 million and \$56.4 million, respectively, at December 31, 2013.

At December 31, 2012, the USRIP and Supplemental Retirement Plans had projected benefit obligations and accumulated benefit obligations in excess of those plans' respective assets. The projected benefit obligation, accumulated benefit obligation and fair value of plan assets for these plans in the aggregate were \$650.5 million, \$642.2 million and \$494.1 million, respectively, at December 31, 2012. The projected benefit obligation, accumulated benefit obligation and fair value of plan assets for the CRIP were \$66.3 million, \$55.3 million and \$53.9 million, respectively, at December 31, 2012.

The following table represents the net amounts recognized, or the funded status of our pension and other postretirement benefit plans, in our Consolidated Balance Sheets at December 31, 2013 and 2012:

<i>(In millions)</i>	Pension Benefits		Other Benefits	
	2013	2012	2013	2012
<b>Amounts recognized in the statements of financial position consist of:</b>				
Noncurrent assets	\$ -	\$ -	\$ 5.1	\$ -
Current liabilities	(3.9)	(3.7)	(0.2)	-
Long-term liabilities	(64.8)	(165.1)	(2.9)	(5.9)
<b>Net amount recognized</b>	<b>\$ (68.7)</b>	<b>\$ (168.8)</b>	<b>\$ 2.0</b>	<b>\$ (5.9)</b>

Included in accumulated other comprehensive loss at December 31, 2013 and 2012, were the following amounts that have not yet been recognized in net periodic pension cost:

<i>(In millions)</i>	Pension Benefits		Other Benefits	
	2013	2012	2013	2012
Prior service cost, net of accumulated taxes of \$3.1 and \$3.5 in 2013 and 2012, respectively, for pension benefits and \$(2.6) and \$(0.3) in 2013 and 2012, respectively, for other benefits	\$ 5.1	\$ 6.0	\$ (4.3)	\$ (0.4)
Net actuarial loss, net of accumulated taxes of \$112.0 and \$151.5 in 2013 and 2012, respectively, for pension benefits and \$2.8 and \$4.6 in 2013 and 2012, respectively, for other benefits	196.7	262.9	4.7	7.9
<b>Accumulated other comprehensive loss</b>	<b>\$ 201.8</b>	<b>\$ 268.9</b>	<b>\$ 0.4</b>	<b>\$ 7.5</b>

The following shows amounts recognized in other comprehensive income (loss) during the twelve months ended December 31, 2013 and 2012:

# NOTES TO CONSOLIDATED FINANCIAL STATEMENTS

## Changes in plan assets and benefit obligations recognized in other comprehensive income:

(In millions)	Pension Benefits		Other Benefits	
	2013	2012	2013	2012
<i>Amounts arising during the period:</i>				
Net actuarial loss (gain), net of taxes of \$(32.6) and \$21.8 in 2013 and 2012, respectively, for pension benefits and \$0.1 and \$(0.8) in 2013 and 2012, respectively, for other benefits	\$ (54.9)	\$ 36.2	\$ 0.1	\$ (1.8)
Foreign currency exchange rate (gain) loss, net of taxes of \$(0.2) and \$0.0 in 2013 and 2012, respectively, for pension benefits	(0.3)	0.1	-	-
Prior service (credit) cost, net of taxes of \$(0.3) and \$2.8 in 2013 and 2012, respectively, for pension benefits and \$(3.1) in 2013 for other benefits	(0.6)	4.7	(5.4)	-
<i>Amounts recognized in net periodic benefit cost during the period:</i>				
Recognized actuarial loss, net of taxes of \$(6.4) and \$(5.9) in 2013 and 2012, respectively, for pension benefits and \$(1.2) and \$(0.4) in 2013 and 2012, respectively, for other benefits	(10.6)	(10.1)	(2.0)	(0.7)
Amortization of prior service cost, net of taxes of \$(0.5) and \$(0.3) in 2013 and 2012, respectively, for pension benefits and \$0.2 and \$0.1 in 2013 and 2012, respectively, for other benefits	(0.8)	(0.5)	0.3	0.1
Curtailements, net of taxes of \$(10.6) in 2012 for pension benefits	-	(18.4)	-	-
Settlements, net of taxes of \$(19.5) in 2012	-	(33.5)	-	-
Total recognized in other comprehensive income	\$ (67.2)	\$ (21.5)	\$ (7.0)	\$ (2.4)

## Components of Net Periodic Benefit Cost.

	Pension Benefits			Other Benefits		
	2013	2012	2011	2013	2012	2011
<i>(In millions)</i>						
Service cost	\$ 5.4	\$ 6.5	\$ 6.4	\$ 0.5	\$ 0.5	\$ 0.6
Interest cost	28.9	33.4	34.5	1.1	1.2	1.6
Expected return on plan assets	(39.0)	(46.6)	(46.6)	(1.6)	(1.6)	(1.7)
Amortization of prior service cost	1.3	0.8	0.8	(0.5)	(0.2)	(0.2)
Recognized actuarial loss	17.0	16.0	12.0	3.2	1.1	1.3
Net periodic benefit cost	13.6	10.1	7.1	2.7	1.0	1.6
Curtailements	-	(0.2)	-	-	-	-
Settlements	-	38.9	-	-	-	-
Total net periodic benefit cost	\$ 13.6	\$ 48.8	\$ 7.1	\$ 2.7	\$ 1.0	\$ 1.6

The following represents the amount of prior service cost and actuarial loss included in accumulated other comprehensive loss that is expected to be recognized in net periodic benefit cost during the twelve months ending December 31, 2014:

(In millions)	Pension Benefits	Other Benefits
Actuarial loss, net of taxes of \$(4.8) for pension benefits and \$(0.2) for other benefits	\$ 8.2	\$ 0.4
Prior service cost, net of taxes of \$(0.3) for pension benefits and \$0.4 for other benefits	\$ 0.5	\$ (0.8)

## Weighted-Average Assumptions.

Weighted-average assumptions used to determine benefit obligations at December 31,	Pension Benefits		Other Benefits	
	2013	2012	2013	2012
Discount rate	5.07 %	4.17 %	4.49 %	4.03 %
Rate of compensation increase	3.26 %	3.56 %	N/A	N/A

Weighted-average assumptions used to determine net periodic benefit cost at December 31,	Pension Benefits			Other Benefits		
	2013	2012	2011	2013	2012	2011
Discount rate	4.17 %	4.60 %	5.24 %	4.03 %	4.29 %	4.90 %
Expected return on plan assets	7.43 %	7.67 %	7.73 %	7.50 %	7.75 %	7.75 %
Rate of compensation increase	3.26 %	4.41 %	4.37 %	4.23 %	N/A	N/A

## NOTES TO CONSOLIDATED FINANCIAL STATEMENTS

**Discount Rates.** We determine our discount rates primarily based on high-quality, fixed-income investments and yield-to-maturity analyses specific to our estimated future benefit payments available as of the measurement date. Discount rates are reset annually on the measurement date to reflect current market conditions. We use a third-party yield curve to develop our discount rates. The yield curve provides discount rates related to a dedicated high-quality bond portfolio whose cash flows extend beyond the current period, from which we choose a rate matched to the expected benefit payments required for each plan.

**Expected Return on Plan Assets.** The expected rate of return on plan assets is based on both our historical returns and forecasted future investment returns by asset class, as provided by our external investment advisor. In 2013, our U.S. pension plan investment returns of 11.4% exceeded the expected return of 7.5% for the fourth time in the last five years. The expected return for the USRIP for 2014 remains at 7.5%, which is consistent with the rate used in 2013. The CRIP earned 13.5% in 2013 also exceeding its expected return of 6.75% for the fourth time in five years. The CRIP has a lower expected return due to a higher asset allocation to fixed income securities.

The calculation of the net periodic benefit cost for the USRIP and CRIP utilizes a market-related value of assets. The market-related value of assets recognizes the difference between actual returns and expected returns over five years at a rate of 20% per year.

**Healthcare Costs.** For the U.S. plan, an initial 7.0% annual rate of increase in the per capita cost of covered healthcare benefits was assumed for 2014 for pre-Medicare coverage. The rate was assumed to decrease gradually to an ultimate rate of 5.0% by 2020. An initial 7.0% annual rate of increase in the per capita cost of covered healthcare benefits was assumed for 2014 for post-Medicare coverage. The rate was assumed to decrease gradually to an ultimate rate of 5.0% by 2020. For the Canadian plan, an initial 7.5% annual rate of increase in the per capita cost of covered healthcare benefits was assumed for 2014. The rate was assumed to decrease gradually to an ultimate rate of 5.0% by 2019. Assumed healthcare cost trend rates have a significant effect on the amounts reported for the healthcare plan. A one-percentage point change in assumed healthcare cost trend rates at December 31, 2013 would have had the following effects:

<i>(In millions)</i>	<b>1-Percentage Point Increase</b>		<b>1-Percentage Point Decrease</b>	
Effect on total service and interest cost components	\$	0.2	\$	(0.2)
Effect on accumulated postretirement benefit obligation	\$	1.4	\$	(1.2)

We estimate that the future benefits payable for our retirement and postretirement plans are as follows at December 31, 2013:

<b>Years ending December 31,</b>	<b>U.S. Defined Benefit Plans</b>		<b>Non-U.S. Defined Benefit Plans</b>		<b>Other Benefit Plans</b>
			<i>(In millions)</i>		
2014	\$	40.4	\$	2.4	\$ 1.8
2015	\$	40.9	\$	2.4	\$ 1.8
2016	\$	41.1	\$	2.4	\$ 1.7
2017	\$	40.8	\$	2.5	\$ 1.7
2018	\$	40.6	\$	2.6	\$ 1.6
Next five fiscal years to December 31, 2023	\$	201.4	\$	13.9	\$ 7.4

## NOTES TO CONSOLIDATED FINANCIAL STATEMENTS

**Fair Value of Plan Assets.** The fair value of the pension assets at December 31, 2013, is as follows:

			Fair Value Measurements at Reporting Date Using:			
			Quoted Prices in Active Markets for Identical Assets (Level 1)	Significant Other Observable Inputs (Level 2)	Significant Unobservable Inputs (Level 3)	
Description		Fair Value at December 31, 2013	(In millions)			
Large-Cap Equity	(1)	\$ 121.1	\$ 121.1	\$ -	\$ -	
Small and Mid-Cap Equity	(1)	28.4	28.4	-	-	
International Equity	(1) (2)	108.5	46.7	61.8	-	
Fixed Income	(1) (2)	151.1	11.4	139.7	-	
Private Equity	(3)	38.7	-	-	38.7	
Hedge Funds	(4)	82.9	-	-	82.9	
Real Assets	(1) (5)	31.8	19.6	-	12.2	
Cash	(1)	5.6	5.6	-	-	
Total		\$ 568.1	\$ 232.8	\$ 201.5	\$ 133.8	

- (1) Fair value is based on observable market prices for the assets.
- (2) For the portion of this asset class categorized as Level 2, fair value is determined using dealer and broker quotations, certain pricing models, bid prices, quoted prices for similar assets and liabilities in active markets, or other inputs that are observable or can be corroborated by observable market data.
- (3) Private equity investments are initially valued at cost. Fund managers periodically review the valuations utilizing subsequent company-specific transactions or deterioration in the company's financial performance to determine if fair value adjustments are necessary. Private equity investments are typically viewed as long term, less liquid investments with return of capital coming via cash distributions from the sale of underlying fund assets. The Plan intends to hold these investments through each fund's normal life cycle and wind down period. As of December 31, 2013, we had \$31.9 million of remaining commitments related to these private equity investments.
- (4) Fair value is reported by the fund manager based on observable market prices for actively traded assets within the funds, as well as financial models, comparable financial transactions or other factors relevant to the specific asset for assets with no observable market. These investments are redeemable quarterly with a range of 30 – 90 days notice.
- (5) For the portion of this asset class categorized as Level 3, fair value is reported by the fund manager based on a combination of the following valuation approaches: current replacement cost less deterioration and obsolescence, a discounted cash flow model of income streams, and comparable market sales. As of December 31, 2013, we had \$7.4 million of remaining commitments related to the real asset investments.

The following table shows a reconciliation of the beginning and ending balances for assets valued using significant unobservable inputs:

	Private Equity	Hedge Funds	Real Assets
<i>(In millions)</i>			
Balance at December 31, 2012	\$ 36.0	\$ 89.1	\$ 11.1
Return on plan assets:			
Unrealized	-	8.2	-
Realized	2.1	2.6	1.2
Purchases	7.1	-	0.4
Sales	(6.5)	(17.0)	(0.5)
<b>Balance at December 31, 2013</b>	<b>\$ 38.7</b>	<b>\$ 82.9</b>	<b>\$ 12.2</b>

## NOTES TO CONSOLIDATED FINANCIAL STATEMENTS

The fair value of the postretirement assets at December 31, 2013, is as follows:

Description		Fair Value at December 31, 2013	Fair Value Measurements at Reporting Date Using:			
			Quoted Prices in Active Markets for Identical Assets (Level 1)	Significant Other Observable Inputs (Level 2)		Significant Unobservable Inputs (Level 3)
			(In millions)			
Large-Cap Equity	(1)	\$ 5.1	\$ 5.1	\$ -	\$ -	
Small and Mid-Cap Equity	(1)	1.2	1.2	-	-	
International Equity	(1) (2)	3.5	2.0	1.5	-	
Fixed Income	(1) (2)	5.2	0.5	4.7	-	
Private Equity	(3)	1.6	-	-	1.6	
Hedge Funds	(4)	3.5	-	-	3.5	
Real Assets	(1) (5)	1.3	0.8	-	0.5	
Cash	(1)	0.2	0.2	-	-	
Total		\$ 21.6	\$ 9.8	\$ 6.2	\$ 5.6	

- (1) Fair value is based on observable market prices for the assets.
- (2) For the portion of this asset class categorized as Level 2, fair value is determined using dealer and broker quotations, certain pricing models, bid prices, quoted prices for similar assets and liabilities in active markets, or other inputs that are observable or can be corroborated by observable market data.
- (3) Private equity investments are initially valued at cost. Fund managers periodically review the valuations utilizing subsequent company-specific transactions or deterioration in the company's financial performance to determine if fair value adjustments are necessary. Private equity investments are typically viewed as long term, less liquid investments with return of capital coming via cash distributions from the sale of underlying fund assets. The Plan intends to hold these investments through each fund's normal life cycle and wind down period.
- (4) Fair value is reported by the fund manager based on observable market prices for actively traded assets within the funds, as well as financial models, comparable financial transactions or other factors relevant to the specific asset for assets with no observable market. These investments are redeemable quarterly with a range of 30 – 90 days notice.
- (5) For the portion of this asset class categorized as Level 3, fair value is reported by the fund manager based on a combination of the following valuation approaches: current replacement cost less deterioration and obsolescence, a discounted cash flow model of income streams and comparable market sales.

Gross realized and unrealized gains and losses, purchases and sales for Level 3 postretirement assets were not material for the twelve months ended December 31, 2013.

**USRIP, or the Plan, Investment and Asset Allocation Strategies.** The primary goal of the asset allocation strategy of the Plan is to produce a total investment return which will satisfy future annual cash benefit payments to participants and minimize future contributions from the Company. Additionally, this strategy will diversify the plan assets to minimize nonsystemic risk and provide reasonable assurance that no single security or class of security will have a disproportionate impact on the Plan. Investment managers are required to abide by the provisions of ERISA. Standards of performance for each manager include an expected return versus an assigned benchmark, a measure of volatility, and a time period of evaluation.

The asset allocation strategy is determined by our external advisor forecasting investment returns by asset class and providing allocation guidelines to maximize returns while minimizing the volatility and correlation of those returns. Investment recommendations are made by our external advisor, working in conjunction with our in-house Investment Officer. The asset allocation and ranges are approved by in-house investment fiduciaries and Plan Administrators, who are Named Fiduciaries under ERISA.

## NOTES TO CONSOLIDATED FINANCIAL STATEMENTS

The Plan, in an effort to meet asset allocation objectives, utilizes a variety of asset classes which has historically produced returns which are relatively uncorrelated to those of the S&P 500 in most environments. Asset classes included in this category of alternative assets include hedge funds, private equity (including secondary private equity) and real assets (real estate, funds of hard asset securities and private equity funds focused on real assets). The primary benefits of using these types of asset classes are: (1) their non-correlated returns reduce the overall volatility of the Plan's portfolio of assets, and (2) their ability to produce superior risk-adjusted returns. This has allowed the Plan's average annual investment return to exceed the S&P 500 index return over the last ten years. Additionally, the Plan allows certain of their managers, subject to specific risk constraints, to utilize derivative instruments, in order to enhance asset return, reduce volatility or both. Derivatives are primarily employed by the Plans in their fixed income portfolios and in the hedge fund-of-funds area. Derivatives can be used for hedging purposes to reduce risk.

The Plan is prohibited from investing additional amounts in Equifax stock once the market value of stock held by each plan exceeds 10% of the total market value of each plan. In 2011, all shares of Equifax common stock directly owned by the USRIP were sold and none were directly owned by the Plan at December 31, 2013 or at December 31, 2012. Not more than 5% of the portfolio (at cost) shall be invested in the securities of any one issuer, with the exceptions of Equifax common stock or other securities, and U.S. Treasury and government agency securities.

The following asset allocation ranges and actual allocations were in effect as of December 31, 2013 and 2012:

USRIP	Range	Actual	
		2013	2012
Large-Cap Equity	10%-35%	23.7 %	19.1 %
Small- and Mid-Cap Equity	0%-15%	5.5 %	4.0 %
International Equity	10%-30%	15.7 %	16.7 %
Private Equity	2%-10%	7.6 %	7.3 %
Hedge Funds	10%-30%	16.2 %	18.0 %
Real Assets	2%-10%	6.2 %	5.9 %
Fixed Income	15%-40%	24.1 %	27.5 %
Cash	0%-15%	1.0 %	1.5 %

**CRIP Investment and Asset Allocation Strategies.** The primary goal of the asset allocation strategy of the Plan is to produce a total investment return which will satisfy future annual cash benefit payments to participants and minimize future contributions from the Company. Additionally, this strategy will diversify the plan assets to minimize nonsystemic risk and provide reasonable assurance that no single security or class of security will have a disproportionate impact on the Plan. Due to the high funded status of the Plan, the Pension Committee of the CRIP has adopted a conservative asset allocation of 50/50 in equities and fixed income. The Pension Committee maintains an investment policy for the CRIP, which imposes certain limitations and restrictions regarding allowable types of investments. The current investment policy imposes those restrictions on investments or transactions such as (1) Equifax common stock or securities, except as might be incidental to any pooled funds which the plan may have, (2) commodities or loans, (3) short sales and the use of margin accounts, (4) put and call options, (5) private placements, and (6) transactions which are "related-party" in nature as specified by the Canadian Pension Benefits Standards Act and its regulations.

## NOTES TO CONSOLIDATED FINANCIAL STATEMENTS

The following specifies the asset allocation ranges and actual allocation as of December 31, 2013 and 2012:

CRIP	Range	Actual	
		2013	2012
Canadian Equities	25%-50%	35.0 %	35.6 %
U.S. Equities	0%-19%	0.0 %	0.0 %
International Equities	0%-19%	15.0 %	14.1 %
Fixed Income	30%-70%	49.0 %	49.9 %
Money Market	0%-10%	1.0 %	0.4 %

**Equifax Retirement Savings Plans.** Equifax sponsors a tax qualified defined contribution plan, the Equifax Inc. 401(k) Plan, or the Plan. We provide a discretionary match of participants' contributions, up to four or six percent of employee eligible pay depending on certain eligibility rules under the Plan. We also provide a discretionary direct contribution to certain eligible employees, the percentage of which is based upon an employee's credited years of service. Company contributions for the Plan during the twelve months ended December 31, 2013, 2012 and 2011 were \$21.3 million, \$17.8 million and \$15.6 million, respectively.

**Foreign Retirement Plans.** We also maintain defined contribution plans for certain employees in the U.K., Ireland and Canada. For the years ended December 31, 2013, 2012 and 2011, our expenses related to these plans were not material.

**Deferred Compensation Plans.** We maintain deferred compensation plans that allow for certain management employees and the Board of Directors to defer the receipt of compensation (such as salary, incentive compensation, commissions or vested restricted stock units) until a later date based on the terms of the plans. The benefits under our deferred compensation plans are guaranteed by the assets of a grantor trust which, through our funding, make investments in certain mutual funds. The purpose of this trust is to ensure the distribution of benefits accrued by participants of the deferred compensation plans in case of a change in control, as defined in the trust agreement.

**Annual Incentive Plan.** We have a shareholder-approved Key Management Incentive Plan (Annual Incentive Plan), which is a component of our amended and restated 2008 Omnibus Incentive Plan, for certain key officers that provides for annual or long-term cash awards at the end of various measurement periods, based on the earnings per share, revenue and/or various other criteria over the measurement period. Our total accrued incentive compensation for all incentive plans included in accrued salaries and bonuses on our Consolidated Balance Sheets was \$51.8 million and \$70.0 million at December 31, 2013 and 2012, respectively.



## NOTES TO CONSOLIDATED FINANCIAL STATEMENTS

**Employee Benefit Trusts.** We maintain employee benefit trusts for the purpose of satisfying obligations under certain benefit plans. These trusts held 0.6 million shares of Equifax stock with a value, at cost, of \$5.9 million at December 31, 2013 and 2012, as well as cash, which was not material for both periods presented. The employee benefits trusts are as follows:

- The Executive Life and Supplemental Retirement Benefit Plan Grantor Trust is used to ensure that the insurance premiums due under the Executive Life and Supplemental Retirement Benefit Plan are paid in case we fail to make scheduled payments following a change in control, as defined in this trust agreement.
- The Supplemental Retirement Plan Grantor Trust's assets are dedicated to ensure the payment of benefits accrued under our Supplemental Retirement Plan in case of a change in control, as defined in this trust agreement.

The assets in these plans which are recorded on our Consolidated Balance Sheets are subject to creditor's claims in case of insolvency of Equifax Inc.

# NOTES TO CONSOLIDATED FINANCIAL STATEMENTS

## 12. ACCUMULATED OTHER COMPREHENSIVE INCOME

Changes in accumulated other comprehensive income by component, after tax, for the twelve months ended December 31, 2013, are as follows:

	Foreign currency	Pension and other postretirement benefit plans	Cash flow hedging transactions	Total
	<i>(In millions)</i>			
Balance, December 31, 2012	\$ (83.6)	\$ (276.4)	\$ (2.0)	\$ (362.0)
Other comprehensive income before reclassifications	(24.9)	61.1	0.1	36.3
Amounts reclassified from accumulated other comprehensive income	-	13.1	-	13.1
Net current-period other comprehensive income	(24.9)	74.2	0.1	49.4
Balance, December 31, 2013	<u>\$ (108.5)</u>	<u>\$ (202.2)</u>	<u>\$ (1.9)</u>	<u>\$ (312.6)</u>

Reclassifications out of accumulated other comprehensive income for the twelve months ended December 31, 2013, are as follows:

Details about accumulated other comprehensive income components	Amount reclassified from accumulated other comprehensive income <sup>(1)</sup>	Affected line item in the statement where net income is presented
	<i>(in millions)</i>	
Amortization of pension and other postretirement plan items:		
Prior service cost	\$ (0.8)	(2)
Recognized actuarial loss	(20.2)	(2)
	(21.0)	Total before tax
	7.9	Tax benefit
	<u>\$ (13.1)</u>	Net of tax

(1) Amounts in parentheses indicate expense recognized in the Consolidated Statements of Income.

(2) These accumulated other comprehensive income components are included in the computation of net periodic pension cost (See Note 11 Benefit Plans for additional details).

Changes in accumulated other comprehensive income related to noncontrolling interests were not material as of December 31, 2013.

## NOTES TO CONSOLIDATED FINANCIAL STATEMENTS

### 13. RESTRUCTURING CHARGES

In the fourth quarter of 2013, we recorded a restructuring charge to realign internal resources of \$9.3 million (\$5.9 million, net of tax) in selling, general and administrative expenses on our Consolidated Statements of Income primarily related to headcount reductions of approximately 160 positions. This charge resulted from our continuing efforts to align our business to better support our strategic objectives. Generally, severance benefits for our U.S. employees are paid through monthly payroll according to the number of weeks of severance benefit provided to the employee, while our international employees receive a lump sum severance payment for their benefit. Payments related to this charge were not material during the twelve months ended December 31, 2013 and all payments are expected to be substantially completed by the end of 2014. Restructuring charges are recorded in general corporate expense.

### 14. SEGMENT INFORMATION

**Reportable Segments.** We manage our business and report our financial results through the following five reportable segments, which are the same as our operating segments:

- U.S. Consumer Information Solutions
- International
- Workforce Solutions
- North America Personal Solutions
- North America Commercial Solutions

The accounting policies of the reportable segments are the same as those described in our summary of significant accounting policies (see Note 1). We evaluate the performance of these reportable segments based on their operating revenues, operating income and operating margins, excluding any unusual or infrequent items, if any. Inter-segment sales and transfers are not material for all periods presented. The measurement criteria for segment profit or loss and segment assets are substantially the same for each reportable segment. All transactions between segments are accounted for at cost, and no timing differences occur between segments.

A summary of segment products and services is as follows:

**U.S. Consumer Information Solutions.** This segment includes consumer information services (such as credit information and credit scoring, credit modeling services, locate services, fraud detection and prevention services, identity verification services and other consulting services); mortgage loan origination information, appraisal, title and closing services; consumer financial marketing services; and identity management.

**International.** This segment includes information services products, which includes consumer and commercial services (such as credit and financial information, credit scoring and credit modeling services), credit and other marketing products and services, and products and services sold directly to consumers.

**Workforce Solutions.** This segment includes employment, income and social security number verification services (known as Verification Services) and employment tax and talent management services (known as Employer Services).

**North America Personal Solutions.** This segment includes credit information, credit monitoring and identity theft protection products sold directly to consumers via the Internet and in various hard-copy formats.

**North America Commercial Solutions.** This segment includes commercial products and services such as business credit and demographic information, credit scores and portfolio analytics (decisioning tools), which are derived from our databases of business credit, financial and demographic information.

## NOTES TO CONSOLIDATED FINANCIAL STATEMENTS

Segment information for the twelve months ended December 31, 2013, 2012 and 2011 and as of December 31, 2013 and 2012 is as follows:

(in millions)	Twelve Months Ended December 31,		
	2013	2012	2011
<b>Operating revenue:</b>			
U.S. Consumer Information Solutions	\$ 1,013.4	\$ 869.3	\$ 765.0
International	513.5	486.2	492.9
Workforce Solutions	474.1	442.1	382.1
North America Personal Solutions	207.4	185.5	163.9
North America Commercial Solutions	95.5	89.9	89.3
Total operating revenue	<u>\$ 2,303.9</u>	<u>\$ 2,073.0</u>	<u>\$ 1,893.2</u>

(in millions)	Twelve Months Ended December 31,		
	2013	2012	2011
<b>Operating income:</b>			
U.S. Consumer Information Solutions	\$ 397.8	\$ 345.2	\$ 298.9
International	148.1	143.8	132.2
Workforce Solutions	142.6	106.6	89.5
North America Personal Solutions	58.6	50.4	41.3
North America Commercial Solutions	21.4	19.8	23.6
General Corporate Expense	(157.3)	(185.8)	(116.9)
Total operating income	<u>\$ 611.2</u>	<u>\$ 480.0</u>	<u>\$ 468.6</u>

(in millions)	December 31,	
	2013	2012
<b>Total assets:</b>		
U.S. Consumer Information Solutions	\$ 1,926.4	\$ 2,010.5
International	728.1	701.7
Workforce Solutions	1,295.5	1,371.9
North America Personal Solutions	42.9	23.7
North America Commercial Solutions	62.9	64.2
General Corporate	484.1	348.1
Total assets	<u>\$ 4,539.9</u>	<u>\$ 4,520.1</u>

NOTES TO CONSOLIDATED FINANCIAL STATEMENTS

(in millions)	Twelve Months Ended December 31,		
	2013	2012	2011
<b>Depreciation and amortization expense:</b>			
U.S. Consumer Information Solutions	\$ 86.0	\$ 40.6	\$ 42.1
International	23.4	24.8	26.9
Workforce Solutions	51.7	66.2	63.7
North America Personal Solutions	7.5	7.0	6.0
North America Commercial Solutions	3.5	4.7	5.1
General Corporate	17.5	16.7	16.8
Total depreciation and amortization expense	\$ 189.6	\$ 160.0	\$ 160.6

(in millions)	Twelve Months Ended December 31,		
	2013	2012	2011
<b>Capital expenditures:</b>			
U.S. Consumer Information Solutions	\$ 14.6	\$ 16.1	\$ 13.5
International	19.2	10.7	15.8
Workforce Solutions	14.6	12.8	23.4
North America Personal Solutions	6.9	6.1	5.4
North America Commercial Solutions	2.6	2.2	2.2
General Corporate	25.4	18.1	14.7
Total capital expenditures	\$ 83.3	\$ 66.0	\$ 75.0

Financial information by geographic area is as follows:

(in millions)	Twelve Months Ended December 31,					
	2013		2012		2011	
<b>Operating revenue (based on location of customer):</b>	<b>Amount</b>	<b>%</b>	<b>Amount</b>	<b>%</b>	<b>Amount</b>	<b>%</b>
U.S.	\$ 1,766.0	77%	\$ 1,561.9	76%	\$ 1,374.3	72 %
Canada	155.6	7%	153.9	7%	151.3	8 %
U.K.	144.7	6%	133.5	6%	124.1	7 %
Other	237.6	10%	223.7	11%	243.5	13 %
Total operating revenue	\$ 2,303.9	100%	\$ 2,073.0	100%	\$ 1,893.2	100 %

(in millions)	December 31,			
	2013		2012	
<b>Long-lived assets:</b>	<b>Amount</b>	<b>%</b>	<b>Amount</b>	<b>%</b>
U.S.	\$ 3,332.8	86%	\$ 3,453.6	87 %
U.K.	122.3	3%	122.3	3 %
Canada	54.7	1%	63.9	1 %
Other	381.7	10%	341.6	9 %
Total long-lived assets	\$ 3,891.5	100%	\$ 3,981.4	100 %

# NOTES TO CONSOLIDATED FINANCIAL STATEMENTS

## 15. QUARTERLY FINANCIAL DATA (UNAUDITED)

Quarterly financial data for 2013 and 2012 was as follows:

2013	Three Months Ended			
	March 31,	June 30,	September 30,	December 31,
	<i>(In millions, except per share data)</i>			
Operating revenue	\$ 566.5	\$ 586.9	\$ 572.0	\$ 578.5
Operating income	\$ 149.0	\$ 158.1	\$ 150.0	\$ 154.1
Consolidated income from continuing operations	\$ 84.2	\$ 92.3	\$ 86.1	\$ 78.9
Discontinued operations, net of tax	\$ 19.0	\$ -	\$ (0.6)	\$ -
Consolidated net income	\$ 103.2	\$ 92.3	\$ 85.5	\$ 78.9
Net income attributable to Equifax	\$ 101.1	\$ 90.5	\$ 83.5	\$ 76.7
Basic earnings per common share*				
Net income from continuing operations attributable to Equifax	\$ 0.68	\$ 0.75	\$ 0.69	\$ 0.63
Discontinued operations attributable to Equifax	\$ 0.16	\$ -	\$ -	\$ -
Net income attributable to Equifax	\$ 0.84	\$ 0.75	\$ 0.69	\$ 0.63
Diluted earnings per common share*				
Net income from continuing operations attributable to Equifax	\$ 0.67	\$ 0.73	\$ 0.67	\$ 0.62
Discontinued operations attributable to Equifax	\$ 0.15	\$ -	\$ -	\$ -
Net income attributable to Equifax	\$ 0.82	\$ 0.73	\$ 0.67	\$ 0.62
2012	Three Months Ended			
	March 31,	June 30,	September 30,	December 31,
	<i>(In millions, except per share data)</i>			
Operating revenue	\$ 505.9	\$ 513.3	\$ 520.0	\$ 533.8
Operating income	\$ 128.3	\$ 129.0	\$ 130.5	\$ 92.2
Consolidated income from continuing operations	\$ 73.3	\$ 76.5	\$ 79.1	\$ 46.4
Discontinued operations, net of tax	\$ 0.4	\$ 2.3	\$ 1.0	\$ 1.8
Consolidated net income	\$ 73.7	\$ 78.8	\$ 80.1	\$ 48.2
Net income attributable to Equifax	\$ 71.5	\$ 76.4	\$ 77.9	\$ 46.3
Basic earnings per common share*				
Net income from continuing operations attributable to Equifax	\$ 0.59	\$ 0.61	\$ 0.64	\$ 0.37
Discontinued operations attributable to Equifax	\$ 0.01	\$ 0.02	\$ 0.01	\$ 0.02
Net income attributable to Equifax	\$ 0.60	\$ 0.63	\$ 0.65	\$ 0.39
Diluted earnings per common share*				
Net income from continuing operations attributable to Equifax	\$ 0.58	\$ 0.60	\$ 0.63	\$ 0.36
Discontinued operations attributable to Equifax	\$ -	\$ 0.02	\$ 0.01	\$ 0.02
Net income attributable to Equifax	\$ 0.58	\$ 0.62	\$ 0.64	\$ 0.38

\* The sum of the quarterly EPS does not equal the annual EPS due to changes in the weighted-average shares between periods.

The comparability of our quarterly financial results during 2013 and 2012 was impacted by certain events, as follows:

- During Q1 2013, we divested of two non-strategic business lines, Equifax Settlement Services and Talent Management Services for a total of \$7.5 million. For additional information, see Note 3 of the Notes to Consolidated Financial Statements.
- During 2013 and 2012, we made several acquisitions, including the CSC Credit Services Acquisitions on December 28, 2012 which did not have a material impact on the results of the fourth quarter of 2012. For additional information about our acquisitions, see Note 4 of the Notes to Consolidated Financial Statements.
- During the fourth quarter of 2012, we offered certain former U.S. employees a voluntary lump sum payment option of their pension benefits or a reduced monthly annuity. Approximately 64% of the vested terminated participants elected to receive the lump sum payment which resulted in a payment of \$62.6 million. An amendment to the USRIP was also approved which froze future salary increases for non-grandfathered participants and offered a one-time 9% increase to the service benefit. The settlement and amendment resulted in a \$38.7 million pension charge. For additional information, see Note 11 of the Notes to Consolidated Financial Statements.

## NOTES TO CONSOLIDATED FINANCIAL STATEMENTS

### 16. SUBSEQUENT EVENT

On January 15, 2014, we acquired 100% of the stock of TDX Group, a debt placement service and debt management platform company in the United Kingdom, for approximately \$327 million. This acquisition will expand our capabilities within the collections market as well as other markets. TDX will become part of our International segment.

## ITEM 9. CHANGES IN AND DISAGREEMENTS WITH ACCOUNTANTS ON ACCOUNTING AND FINANCIAL DISCLOSURE

None.

### ITEM 9A. CONTROLS AND PROCEDURES

#### Evaluation of Disclosure Controls and Procedures.

Our management, with the participation of our Chairman and Chief Executive Officer and Chief Financial Officer, evaluated the effectiveness of Equifax's disclosure controls and procedures as of December 31, 2013. The term "disclosure controls and procedures," as defined in Rules 13a-15(e) and 15d-15(e) under the Securities Exchange Act, means controls and other procedures of an issuer that are designed to ensure that information required to be disclosed by the issuer in the reports that it files or submits under the Securities Exchange Act is recorded, processed, summarized and reported, within the time periods specified in the Commission's rules and forms. Disclosure controls and procedures include, without limitation, controls and procedures designed to ensure that information required to be disclosed by an issuer in the reports that it files or submits under the Securities Exchange Act is accumulated and communicated to the issuer's management, including its principal executive and principal financial officers, or persons performing similar functions, as appropriate to allow timely decisions regarding required disclosure. Based on the evaluation of our disclosure controls and procedures as of December 31, 2013, and due to the fact the Company did not appropriately evaluate the identified deficiency discussed below in internal control over financial reporting related to the accounting for acquisition-related intangible assets in determining whether it was a material weakness until after December 31, 2013, the Chairman and Chief Executive Officer and Chief Financial Officer concluded that, as of such date, our disclosure controls and procedures were not effective.

Subsequent to December 31, 2013, management has designed additional disclosure controls and procedures which were implemented in January 2014. Our disclosure controls and procedures now include a formal evaluation of all identified deficiencies to consider the materiality of the transactions subject to a deficient controls performance (i.e. the pervasiveness of the deficiency and the likelihood that the deficiency could potentially result in a material misstatement to the financial statements), the existence of mitigating controls, and the aggregation of deficiencies to evaluate if there is a material weakness in our internal controls over financial reporting requiring disclosure.

#### Management's Annual Report on Internal Control Over Financial Reporting.

Our management is responsible for establishing and maintaining adequate internal control over financial reporting. Internal control over financial reporting is defined in Rules 13a-15(f) and 15d-15(f) under the Exchange Act as a process designed by, or under the supervision of, our Chairman and Chief Executive Officer and Chief Financial Officer and effected by our Board of Directors, management and other personnel, to provide reasonable assurance regarding the reliability of financial reporting and the preparation of financial statements for external purposes in accordance with generally accepted accounting principles and includes those policies and procedures that:

- pertain to the maintenance of records that in reasonable detail accurately and fairly reflect transactions and dispositions of our assets;
- provide reasonable assurance that transactions are recorded as necessary to permit preparation of financial statements in accordance with generally accepted accounting principles, and that our receipts and expenditures are being made only in accordance with authorizations of our management and directors; and
- provide reasonable assurance regarding prevention or timely detection of unauthorized acquisition, use or disposition of our assets that could have a material effect on the financial statements.

Because of its inherent limitations, internal control over financial reporting may not prevent or detect misstatements. Projections of any evaluation of effectiveness to future periods are subject to the risk that controls may become inadequate because of changes in conditions, or that the degree of compliance with the policies or procedures may deteriorate.

Our management assessed the effectiveness of Equifax's internal control over financial reporting as of December 31, 2013 using the criteria set forth by the Committee of Sponsoring Organizations of the Treadway Commission (COSO) in Internal Control-Integrated Framework (1992 Framework). Based on this assessment using those criteria, our management concluded that, as of December 31, 2013, Equifax's internal control over financial reporting was effective. The effectiveness of Equifax's internal control over financial reporting as of December 31, 2013 has been audited by Ernst & Young LLP, Equifax's independent registered public accounting firm, as stated in their report, which appears in Part II, Item 8 of this Form 10-K on page 55.

During 2013, the Company acquired three businesses. As permitted by Securities and Exchange Commission guidance, the scope of our Section 404 evaluation for the fiscal year ended December 31, 2013 does not include the internal controls over financial reporting over the acquired operations. These acquisitions are included in our consolidated financial statements from the date of the acquisitions. The acquisitions were not material to the 2013 consolidated financial statements.

#### Changes in Internal Control Over Financial Reporting.

During the fourth quarter of 2013, management determined that a deficiency in internal controls over financial reporting existed at December 31, 2012. This deficiency in the internal controls over financial reporting was in our review controls in accounting for business combinations. Specifically, those controls did not adequately consider the relevant accounting literature as it relates to the identification and recording of intangible assets. The Company has concluded that the control deficiency was a material weakness that existed as of December 31, 2012. This deficiency which was later identified as a material weakness in internal control over financial reporting was identified in conjunction with identifying and correcting immaterial errors in our third quarter Form 10-Q related to measurement and determination of useful lives for intangible assets acquired in a business combination consummated in 2012. The Company undertook the necessary procedures discussed below to remediate the control deficiency described above during the fourth quarter of 2013.



The material weakness had no material impact on the Company's financial position, results of operations or cash flows as of and for the year ended December 31, 2012. Based on the identification of the deficiency, the Company designed and implemented in the fourth quarter of 2013 remediation measures to address the deficiency described above. The following actions, which the Company believes have remediated the deficiency, were completed prior to December 31, 2013.

- Added an internal control over the accounting for business combinations to require as part of the accounting for any business combination that a review of accounting standards issued since the previous business combination be conducted.
- Added an internal control over the accounting for business combinations to require that when an intangible asset has been identified for potential valuation which is not an asset we have routinely recorded in connection with business combinations, a review of all accounting standards for business combinations will be conducted.

There have been no other changes in internal control over financial reporting identified in connection with the foregoing evaluation that occurred during the fourth quarter of 2013 that have materially affected, or are reasonably likely to materially affect, our internal control over financial reporting.

### **PART III**

#### **ITEM 10. DIRECTORS, EXECUTIVE OFFICERS AND CORPORATE GOVERNANCE**

Information required by Item 10 of Part III regarding our directors, nominees, and audit committee financial experts is included in the sections captioned "Directors, Executive Officers and Corporate Governance" and "Section 16(a) Beneficial Ownership Reporting Compliance" in our definitive Proxy Statement, or 2014 Proxy Statement, relating to the Annual Meeting of Shareholders to be held on May 2, 2014, to be filed with the SEC within 120 days after December 31, 2013, which information is incorporated by reference into this Form 10-K.

Information regarding our Executive Officers required by Item 10 of Part III is set forth in Item 1 of Part I "Business — Executive Officers of the Registrant."

Information regarding compliance with Section 16(a) of the Securities Exchange Act of 1934 is included in the section of our 2014 Proxy Statement captioned "Section 16(a) Beneficial Ownership Reporting Compliance," which information is incorporated by reference into this Form 10-K.

Equifax has adopted codes of ethics and business conduct applicable to all directors, officers and employees, available at [www.equifax.com/about\\_equifax/corporate\\_governance/en\\_us](http://www.equifax.com/about_equifax/corporate_governance/en_us), or in print upon request to the Corporate Secretary, Equifax Inc., P.O. Box 4081, Atlanta, Georgia, 30302. We will post any amendments to the code of ethics and business conduct, and any waivers that are required to be disclosed by the rules of either the SEC or the New York Stock Exchange on our Internet site.

#### **ITEM 11. EXECUTIVE COMPENSATION**

Information required by Item 11 of Part III is included in the sections of our 2014 Proxy Statement captioned "Compensation Discussion and Analysis," "Executive Compensation Tables," "Director Compensation," "Compensation Committee Interlocks and Insider Participation," and "Compensation Committee Report" which information is incorporated by reference into this Form 10-K.

#### **ITEM 12. SECURITY OWNERSHIP OF CERTAIN BENEFICIAL OWNERS AND MANAGEMENT AND RELATED STOCKHOLDER MATTERS**

Information required by Item 12 of Part III is included in the sections of our 2014 Proxy Statement captioned "Securities Owned by Certain Beneficial Owners" and "Securities Owned by Directors and Management" which information is incorporated by reference into this Form 10-K.

#### **Securities Authorized for Issuance Under Equity Compensation Plans**

Information required by Item 12 regarding the securities authorized for issuance under our equity compensation plans is included in the section captioned "Equity Compensation Plan Information" in our 2014 Proxy Statement which information is incorporated by reference into this Form 10-K.

**ITEM 13. CERTAIN RELATIONSHIPS AND RELATED TRANSACTIONS, AND DIRECTOR INDEPENDENCE**

Information required by Item 13 of Part III is included in the sections of our 2014 Proxy Statement captioned “Directors, Executive Officers and Governance,” and “Review, Approval or Ratification of Transactions with Related Persons” and is incorporated herein by reference.

**ITEM 14. PRINCIPAL ACCOUNTANT FEES AND SERVICES**

Information required by Item 14 of Part III is included in the section of our 2014 Proxy Statement captioned “Independent Registered Public Accounting Firm Fees” and “Policy on Audit Committee Pre-Approval of Audit and Non-Audit Services Performed by the Independent Registered Public Accounting Firm” which information is incorporated by reference into this Form 10-K.

**PART IV**

**ITEM 15. EXHIBITS AND  
FINANCIAL STATEMENT SCHEDULES**

**(a) List of Documents Filed as a Part of This Report:**

(1) *Financial Statements.* The following financial statements are included in Item 8 of Part II:

- Consolidated Balance Sheets — December 31, 2013 and 2012;
- Consolidated Statements of Income for the Years Ended December 31, 2013, 2012 and 2011;
- Consolidated Statements of Cash Flows for the Years Ended December 31, 2013, 2012 and 2011;
- Consolidated Statements of Shareholders' Equity and Comprehensive Income for the Years Ended December 31, 2013, 2012 and 2011; and
- Notes to Consolidated Financial Statements.

(2) *Financial Statement Schedules.*

- Schedule II — Valuation and Qualifying Accounts

All other schedules for which provision is made in the applicable accounting regulation of the SEC are not required under the related instructions or are inapplicable and, therefore, have been omitted.

(3) *Exhibits.* A list of the exhibits required to be filed as part of this Report by Item 601 of Regulation S-K is set forth in the Exhibit Index on page 109 of this report, which immediately precedes such exhibits, and is incorporated herein by reference.

**(b) Exhibits.** See Item 15(a)(3).

**(c) Financial Statement Schedules.** See Item 15(a)(2).

## SIGNATURES

Pursuant to the requirements of Section 13 or 15(d) of the Securities Exchange Act of 1934, the registrant has duly caused this report to be signed on its behalf by the undersigned, thereunto duly authorized, on February 27, 2014.

EQUIFAX INC.  
(Registrant)

By: /s/ RICHARD F. SMITH  
Richard F. Smith  
*Chairman and Chief Executive Officer*

We, the undersigned directors and executive officers of Equifax Inc., hereby severally constitute and appoint Lee Adrean, Nuala M. King and Chad R. Meyer, and each of them singly, our true and lawful attorneys with full power to them and each of them to sign for us, and in our names in the capacities indicated below, any and all amendments to this Annual Report on Form 10-K filed with the SEC, hereby ratifying and confirming our signatures as they may be signed by our said attorneys to any and all amendments to said Annual Report on Form 10-K.

Pursuant to the requirements of the Securities Exchange Act of 1934, this report has been signed below by the following persons on behalf of the registrant and in the capacities indicated on February 27, 2014.

/s/ RICHARD F. SMITH  
Richard F. Smith  
*Director, Chairman and Chief Executive Officer*  
*(Principal Executive Officer)*

/s/ LEE ADREAN  
Lee Adrean  
*Corporate Vice President and Chief Financial Officer*  
*(Principal Financial Officer)*

/s/ NUALA M. KING  
Nuala M. King  
*Senior Vice President and Corporate Controller*  
*(Principal Accounting Officer)*

/s/ JAMES E. COPELAND, JR.  
James E. Copeland, Jr.  
*Director*

/s/ ROBERT D. DALEO

Robert D. Daleo  
*Director*

/s/ WALTER W. DRIVER, JR.

Walter W. Driver, Jr.  
*Director*

/s/ MARK L. FEIDLER

Mark L. Feidler  
*Director*

/s/ L. PHILLIP HUMANN

L. Phillip Humann  
*Director*

/s/ ROBERT D. MARCUS

Robert D. Marcus  
*Director*

/s/ SIRI S. MARSHALL

Siri S. Marshall  
*Director*

/s/ JOHN A. MCKINLEY

John A. McKinley  
*Director*

/s/ MARK B. TEMPLETON

Mark B. Templeton  
*Director*

Exhibit Number	Description
<i>Articles of Incorporation and Bylaws</i>	
3.1	Amended and Restated Articles of Incorporation of Equifax Inc. (incorporated by reference to Exhibit 3.1 to Equifax's Form 8-K filed May 14, 2009).
3.2	Amended and Restated Bylaws of Equifax Inc. (incorporated by reference to Exhibit 3.2 to Equifax's Form 8-K filed November 13, 2012).
<i>Instruments Defining the Rights of Security Holders, Including Indentures</i>	
4.1	Amended and Restated Rights Agreement dated as of October 14, 2005, between Equifax Inc. and SunTrust Bank, as Rights Agent, which includes as Exhibit A the form of Rights Certificate and as Exhibit B the Summary of Rights (incorporated by reference to Exhibit 4.1 to Equifax's Form 8-K filed October 18, 2005).
4.2	Indenture dated as of June 29, 1998, between Equifax Inc. and The First National Bank of Chicago, Trustee (the "1998 Indenture")(under which Equifax's 6.9% Debentures due 2028 were issued) (incorporated by reference to Exhibit 4.4 to Equifax's Form 10-K filed March 31, 1999).
4.3	First Supplemental Indenture dated as of June 28, 2007, between Equifax Inc. and The Bank of New York Trust Company, N.A. (under which Equifax's 6.30% Senior Notes due 2017 were issued), to the 1998 Indenture (incorporated by reference to Exhibit 4.1 to Equifax's Form 8-K filed June 29, 2007).
4.4	Second Supplemental Indenture dated as of June 28, 2007, between Equifax Inc. and The Bank of New York Trust Company, N.A. (under which Equifax's 7.00% Senior Notes due 2037 were issued), to the 1998 Indenture (incorporated by reference to Exhibit 4.1 to Equifax's Form 8-K filed June 29, 2007).
4.5	Third Supplemental Indenture dated as of November 9, 2009, between Equifax Inc. and The Bank of New York Mellon Trust Company, N.A. (under which Equifax's 4.450% Senior Notes due 2014 were issued), to the 1998 Indenture (incorporated by reference to Exhibit 4.2 to Equifax's Form 8-K filed November 5, 2009).
4.6	Fourth Supplemental Indenture dated as of December 17, 2012, between Equifax Inc. and The Bank of New York Mellon Trust Company, N.A. (under which Equifax's 3.30% Senior Notes due 2022 were issued), to the 1998 Indenture (incorporated by reference to Exhibit 4.2 to Equifax's Form 8-K filed December 11, 2012).
4.7	Third Amended and Restated Credit Agreement dated as of December 19, 2012, among Equifax Inc., Equifax Limited, Equifax Canada Co. (formerly known as Equifax Canada, Inc.), Equifax Luxembourg S.A.R.L., the lenders named therein and Bank of America, N.A. as Administrative Agent (incorporated by reference to Exhibit 4.2 to Equifax's Form 8-K filed December 20, 2012).

- 4.8 Note Purchase Agreement dated as of May 25, 2006, among TALX Corporation and the Purchasers named therein (the “TALX Note Purchase Agreement”)(TALX Corporation Senior Guaranteed Notes due 2014) (including as Exhibit 1 the form of Senior Guaranteed Note due 2014) (incorporated by reference to Exhibit 4.1 to Equifax’s Form 10-Q filed August 1, 2007).
- 4.9 Amendment Agreement dated as of May 15, 2007, among Equifax Inc., TALX Corporation and the Purchasers named therein (including form of Equifax Inc. parent guaranty), to the TALX Note Purchase Agreement (TALX Corporation Senior Guaranteed Notes due 2014) (incorporated by reference to Exhibit 4.2 to Equifax’s Form 10-Q filed August 1, 2007).

Except as set forth in the preceding Exhibits 4.1 through 4.9, instruments defining the rights of holders of long-term debt securities of Equifax have been omitted where the total amount of securities authorized does not exceed 10% of the total assets of Equifax and its subsidiaries on a consolidated basis. Equifax agrees to furnish to the SEC, upon request, a copy of such instruments with respect to issuances of long-term debt of Equifax and its subsidiaries.

***Management Contracts and Compensatory Plans or Arrangements***

- 10.1 Form of Director/Executive Officer Indemnification Agreement (incorporated by reference to Exhibit 10.1 to Equifax’s Form 8-K filed May 14, 2009).
- 10.2 Form of New Change in Control Agreement (Tier I or Tier II) (incorporated by reference to Exhibit 10.2 to Equifax’s Form 10-K filed February 22, 2013).
- 10.3 Equifax Inc. Amended and Restated 2008 Omnibus Incentive Plan (incorporated by reference to Appendix C to Equifax’s definitive proxy statement on Schedule 14A filed March 20, 2013).
- 10.4 Equifax Inc. Non-Employee Director Stock Option Plan and Form of Non-Employee Director Stock Option Agreement (incorporated by reference to Exhibit 10.16 to Equifax’s Form 10-K filed March 31, 1999).
- 10.5 Equifax Inc. Supplemental Executive Retirement Plan (incorporated by reference to Exhibit 10.7 to Equifax’s Form 10-K filed March 29, 2001).
- 10.6(a) Supplemental Retirement Plan for Executives of Equifax Inc. (incorporated by reference to Exhibit 10.1 to Equifax’s Form 8-K filed November 15, 2004).
- 10.6(b) Trust Agreement for Supplemental Retirement Plan for Executives of Equifax Inc. dated as of September 16, 2011, between Equifax Inc. and Wells Fargo Bank, N.A. (incorporated by reference to Exhibit 10.6(b) to Equifax’s Form 10-K filed February 23, 2012).
- 10.7 Equifax Inc. Executive Life and Supplemental Retirement Benefit Plan (incorporated by reference to Exhibit 10.8 to Equifax’s Form 10-K filed March 29, 2001).
- 10.8 Equifax Inc. Key Management Long-Term Incentive Plan, as amended and restated effective as of May 2, 2013 (incorporated by reference to Appendix C to Equifax’s definitive proxy statement on Schedule 14A filed March 20, 2013).
- 10.9 Form of Non-Qualified Stock Option Agreement under the Equifax Inc. 2008 Omnibus Incentive Plan (incorporated by reference to Exhibit 10.9 to Equifax’s Form 10-K filed February 22, 2013).
- 10.10 Form of Deferred Share Award Agreement (restricted stock units) under the Equifax Inc. 2008 Omnibus Incentive Plan (incorporated by reference to Exhibit 10.9 to Equifax’s Form 10-K filed February 26, 2009).
- 10.11 Equifax Inc. 2008 Omnibus Incentive Plan (U.K. Sub-Plan for U.K. Participants) (incorporated by reference to Exhibit 10.10 to Equifax’s Form 10-K filed February 26, 2009).
- 10.12 Form of Non-Qualified Stock Option Agreement under the Equifax Inc. 2008 Omnibus Incentive Plan (U.K. approved option version) (incorporated by reference to Exhibit 10.11 to Equifax’s Form 10-K filed February 26, 2009).
- 10.13 Form of Non-Qualified Stock Option Agreement under the Equifax Inc. 2008 Omnibus Incentive Plan (U.K. unapproved option version) (incorporated by reference to Exhibit 10.12 to Equifax’s Form 10-K filed February 26, 2009).
- 10.14 Equifax Inc. Executive Deferred Compensation Plan, as amended through December 31, 2008 (incorporated by reference to Exhibit 10.13 to Equifax’s Form 10-K filed February 26, 2009).
- 10.15 Equifax Inc. Director Deferred Compensation Plan, as amended through December 31, 2008 (incorporated by reference to Exhibit 10.14 to Equifax’s Form 10-K filed February 26, 2009).
- 10.16 Equifax Grantor Trust dated as of January 1, 2003, between Equifax Inc. and Wachovia Bank, N.A., Trustee, relating to supplemental deferred compensation and phantom stock benefits (incorporated by reference to Exhibit 10.30 to Equifax’s Form 10-K filed March 28, 2003).
- 10.17 Equifax Inc. Director and Executive Stock Deferral Plan, as amended through December 31, 2008 (incorporated by reference to Exhibit 10.16 to Equifax’s Form 10-K filed February 26, 2009).
- 10.18 Form of Director Deferred Share Award Agreement, as amended through December 31, 2008 (incorporated by reference to Exhibit 10.17 to Equifax’s Form 10-K filed February 26, 2009).

- 10.19 Summary of Annual Incentive Plan (incorporated by reference to Exhibit 10.32 to Equifax's Form 10-K filed March 16, 2005).
- 10.20 Summary of Non-Employee Director Compensation (incorporated by reference to Exhibit 10.20 to Equifax's Form 10-K filed February 22, 2013).
- 10.21 Amended and Restated Employment Agreement dated as of September 23, 2008, between Equifax Inc. and Richard F. Smith (incorporated by reference to Exhibit 10.1 to Equifax's Form 8-K filed September 26, 2008).
- 10.22 Letter agreement dated December 21, 2012, between Equifax Inc. and Richard F. Smith modifying the Amended Restated Employment Agreement dated as of September 23, 2008 (amendment to comply with Section 409A of Internal Revenue Code) (incorporated by reference to Exhibit 10.22 to Equifax's Form 10-K filed February 22, 2013).
- 10.23 Deferred Share Award Agreement dated as of September 19, 2005, between Equifax Inc. and Richard F. Smith (incorporated by reference to Exhibit 10.2 to Equifax's Form 10-Q filed November 7, 2005).
- 10.24 Form of Total Share Return Performance Share Award Agreement (Senior Leadership Team) for awards granted prior to May 2013 under the Equifax Inc. 2008 Omnibus Incentive Plan (incorporated by reference to Exhibit 10.24 to Equifax's Form 10-K filed February 22, 2013).
- 10.25 Form of Total Share Return Performance Share Award Agreement (CEO) for awards granted prior to May 2013 under the Equifax Inc. 2008 Omnibus Incentive Plan (incorporated by reference to Exhibit 10.25 to Equifax's Form 10-K filed February 22, 2013).
- 10.26 Form of Qualified Performance-Based Restricted Stock Unit Award Agreement (Senior Leadership Team) under the Equifax Inc. 2008 Omnibus Incentive Plan (incorporated by reference to Exhibit 10.26 to Equifax's Form 10-K filed February 22, 2013).
- 10.27 Form of Qualified Performance-Based Restricted Stock Unit Award Agreement (CEO) under the Equifax Inc. 2008 Omnibus Incentive Plan (incorporated by reference to Exhibit 10.27 to Equifax's Form 10-K filed February 22, 2013).
- 10.28 Form of Employee Restricted Stock Unit Award Agreement under the Equifax Inc. 2008 Omnibus Incentive Plan (incorporated by reference to Exhibit 10.28 to Equifax's Form 10-K filed February 22, 2013).
- 10.29\* Form of Amended Total Share Return Performance Share Award Agreement (Senior Leadership Team) for awards granted after May 2013 under the Equifax Inc. Amended and Restated 2008 Omnibus Incentive Plan.
- 10.30\* Form of Amended Total Share Return Performance Share Award Agreement (CEO) for awards granted after May 2013 under the Equifax Inc. Amended and Restated 2008 Omnibus Incentive Plan.

***Material Contracts***

- 10.31 Commercial Paper Dealer Agreement dated May 22, 2007, between Equifax Inc. and Banc of America Securities LLC (incorporated by reference to Exhibit 10.1 to Equifax's Form 8-K filed May 23, 2007).
- 10.32 Commercial Paper Dealer Agreement dated May 22, 2007, between Equifax Inc. and SunTrust Capital Markets Securities, Inc. (incorporated by reference to Exhibit 10.2 to Equifax's Form 8-K filed May 23, 2007).



***Other Exhibits and Certifications***

11.1	Calculation of earnings per share. (The calculation of earnings per share is in Part II, Item 8, Note 1 to the Consolidated Financial Statements and is omitted in accordance with Section (b)(11) of Item 601 of the Notes to Regulation S-K).
14.1	Code of Ethics (The Equifax Business Ethics and Compliance Program)(incorporated by reference to Exhibit 14.1 to Equifax's Form 10-K filed February 23, 2012).
21.1 *	Subsidiaries of Equifax Inc.
23.1 *	Consent of Independent Registered Public Accounting Firm.
24.1 *	Powers of Attorney (included on signature page).
31.1 *	Rule 13a-14(a) Certification of Chief Executive Officer.
31.2 *	Rule 13a-14(a) Certification of Chief Financial Officer.
32.1 *	Section 1350 Certification of Chief Executive Officer.
32.2 *	Section 1350 Certification of Chief Financial Officer.
101.INS	XBRL Instance Document.
101.SCH	XBRL Taxonomy Extension Schema Document.
101.CAL	XBRL Taxonomy Extension Calculation Linkbase.
101.LAB	XBRL Taxonomy Extension Label Linkbase.
101.PRE	XBRL Taxonomy Extension Presentation Linkbase.
101.DEF	XBRL Taxonomy Extension Definition Linkbase.

---

*\* Filed herewith.*

SCHEDULE II — VALUATION AND QUALIFYING ACCOUNTS

2013

Column A	Column B	Column C		Column D	Column E
Description	Balance at Beginning of Period	Additions		Deductions	Balance at End of Period
		Charged to Costs and Expenses	Charged to Other Accounts		
		(In millions)			
Reserves deducted in the balance sheet from the assets to which they apply:					
Trade accounts receivable	\$ 6.3	\$ 2.8	\$ -	\$ (2.3)	\$ 6.8
Deferred income tax asset valuation allowance	102.5	19.4	1.9	(4.0)	119.8
	\$ 108.8	\$ 22.2	\$ 1.9	\$ (6.3)	\$ 126.6

2012

Column A	Column B	Column C		Column D	Column E
Description	Balance at Beginning of Period	Additions		Deductions	Balance at End of Period
		Charged to Costs and Expenses	Charged to Other Accounts		
		(In millions)			
Reserves deducted in the balance sheet from the assets to which they apply:					
Trade accounts receivable	\$ 5.9	\$ 2.1	\$ -	\$ (1.7)	\$ 6.3
Deferred income tax asset valuation allowance	92.8	10.9	(0.2)	(1.0)	102.5
	\$ 98.7	\$ 13.0	\$ (0.2)	\$ (2.7)	\$ 108.8

2011

Column A	Column B	Column C		Column D	Column E
Description	Balance at Beginning of Period	Additions		Deductions	Balance at End of Period
		Charged to Costs and Expenses	Charged to Other Accounts		
		(In millions)			
Reserves deducted in the balance sheet from the assets to which they apply:					
Trade accounts receivable	\$ 7.5	\$ 2.8	\$ -	\$ (4.4)	\$ 5.9
Deferred income tax asset valuation allowance	87.2	9.6	(1.2)	(2.8)	92.8
	\$ 94.7	\$ 12.4	\$ (1.2)	\$ (7.2)	\$ 98.7

## EQUIFAX INC. 2008 OMNIBUS INCENTIVE PLAN

## PERFORMANCE SHARE AWARD AGREEMENT

[2014-2016 Performance Period]

[Name of Senior Leadership Team Participant]

Target Number of Shares Subject to Award: [Number of Shares]

Date of Grant: [Grant Date]

Pursuant to the Equifax Inc. 2008 Omnibus Incentive Plan (the "Plan"), Equifax Inc., a Georgia corporation (the "Company"), has granted the above-named participant ("Participant") Performance Shares (the "Award") entitling Participant to earn such number of shares of Company common stock (the "Shares") as set forth above on the terms and conditions set forth in this agreement (this "Agreement") and the Plan. Capitalized terms used in this Agreement and not defined herein shall have the meanings set forth in the Plan.

1. **Grant Date.** The Award is granted to Participant on the Grant Date set forth above and represents the right to receive one Share for each Share subject to the Award earned by satisfaction of the performance measures and goals set forth in Section 3 of this Agreement subject to the performance limitations set forth in Section 2(c) of this Agreement. Depending on the Company's three-year relative TSR performance as set forth in Section 3, the Participant may earn zero percent (0%) to two hundred percent (200%) of the Shares awarded. The Shares subject to the Award are intended to be "qualified performance-based compensation" within the meaning of Section 162(m) of the Internal Revenue Code, as amended and the regulations thereunder (the "Code").

2. **Vesting.**

(a) Subject to earlier vesting in accordance with Sections 4 or 5 below, the Shares will become vested on the later of the third anniversary of the grant date or the date on which the Committee certifies the attainment of the Performance Goals (the "Vesting Date") in accordance with the provisions of Section 3 below and subject to the provisions of subsections (b) and (c) below. Prior to the Vesting Date, the Shares subject to the Award shall be nontransferable and, except as otherwise provided herein, shall be immediately forfeited upon Participant's termination of employment with the Company and its Subsidiaries. Subject to the terms of the Plan, the Committee reserves the right in its sole discretion to waive or reduce the vesting requirements. Participant acknowledges that the opportunity to obtain Shares represents valuable consideration, regardless of whether the Shares actually vest.

(b) In no event shall the number of Shares which vest on the Vesting Date exceed the number of Shares subject to the Award or the individual limits for Participants as set forth in the Plan. The payout of vested Shares may be reduced, but not increased, based on the degree of attainment of such performance criteria as determined by the Committee, in its sole discretion. To the extent unvested Shares are not paid to Participant pursuant to the immediately preceding sentence, then such unvested Shares shall be immediately forfeited.

(c) The maximum number of Shares that may vest and be paid out on the Vesting Date pursuant to Section 3 of this Agreement shall be limited to a fair market value on the Vesting Date not to exceed:

- (i) for each Participant (other than the Chief Executive Officer of the Company), one-half of one percent (0.5%) of the sum of the Company's total operating income for the Performance Period (calendar years 2014, 2015 and 2016), as determined by the Committee in accordance with the Plan.
- (ii) if Participant was the Chief Executive Officer of the Company on or after the Grant Date, the limit specified in subsection (i) above shall be one and one-half percent (1.5%) of the Company's total operating income for the Performance Period (calendar years 2014, 2015 and 2016), as determined by the Committee in accordance with the Plan.

(iii) "Operating income" for purposes of clauses (i) and (ii) above shall be calculated excluding the effect of changes in federal, state and local tax laws; restructuring charges; items of loss or expense determined to be extraordinary or unusual in nature or infrequent of occurrence or related to the disposal of a segment of a business or related to a change in accounting principle, all as determined by U.S. generally accepted accounting principles ("GAAP"); items of loss or expense related to discontinued operations that do not qualify as a segment of a business under GAAP; any reduction in operating income attributable to the acquisition of business operations during the applicable fiscal year, as most accurately determined either at the time of the acquisition (through projections made at that time and accepted by the Committee), or at year end; and foreign exchange gains or losses, all as determined by the Committee in its discretion.

### 3. **Payment of Performance Shares.**

(a) The Performance Period for this Award begins on January 1, 2014 and ends on December 31, 2016. The percentage of the Award earned and paid will be as certified by the Committee as soon as practicable following the end of the Performance Period based on the percentile ranking of the Company's cumulative TSR compared to the cumulative TSRs of the S&P 500 companies (determined as of January 1, 2014), subject to adjustment. The Maximum Award percentage may be decreased but may not be increased by the Committee. The goals by which performance will be measured for payout of the Shares awarded are as follows:

**Performance Share Payout Table**

<b>3-Year TSR Percentile Rank Relative to S&amp;P 500</b>	<b>Percentage of Performance Shares Payable<sup>1</sup></b>
<b>90<sup>th</sup> or greater</b>	<b>200%</b>
<b>70<sup>th</sup></b>	<b>150%</b>
<b>50<sup>th</sup></b>	<b>100%</b>
<b>30<sup>th</sup></b>	<b>50%</b>
<b>Less than 30<sup>th</sup></b>	<b>0%</b>

<sup>1</sup>In the event that the Company's 3-year cumulative TSR performance is negative, the percentage of Performance Shares Payable shall be capped at 100% (Target).

(b) **Performance Shares Payable.** Subject to Section 2(c), the number of Shares payable is the Target Award multiplied by the average of the hypothetical payouts generated by the Company's cumulative TSR positioning through each of the last four quarters of the Performance Period. For a hypothetical illustration of this calculation see Example A below. For performance levels falling between the values as shown above, the percentage of performance Shares payable will be determined by straight-line interpolation. Payments will be made in Shares.

**Hypothetical Example: 2014-2016 Performance Cycle**

	2014				2015				2016			
	Q1	Q2	Q3	Q4	Q1	Q2	Q3	Q4	Q1	Q2	Q3	Q4
Cumulative TSR Positioning	61 <sup>th</sup>	57 <sup>th</sup>	72 <sup>nd</sup>	69 <sup>th</sup>	70 <sup>th</sup>	62 <sup>nd</sup>	54 <sup>th</sup>	52 <sup>nd</sup>	63 <sup>rd</sup>	47 <sup>th</sup>	45 <sup>th</sup>	48 <sup>th</sup>
Payout (% of target)									132%	93%	88%	95%
Actual Payout (Average of Last 4 Quarters)									102%			

(c) Value of the Shares Issued as Payment for Shares Earned. The fair market value of Shares on the Vesting Date will be used by the Committee to determine the basis of the Shares earned and payable.

(d) Withholding. As provided in Section 16 below, the Company shall withhold Shares having a Fair Market Value on the date the tax is to be determined equal to the minimum statutory amount for federal, state, local, and unemployment taxes ("Total Tax") which could be withheld on the transaction, with respect to any taxable event arising as a result of this Agreement.

( e ) Timing of Payout. Payout of the Award will be made to Participant as soon as practicable following the Vesting Date and written certification of performance by the Committee as provided in Section 8.

(f) Certain Definitions.

"Maximum Award" means the maximum number of performance Shares that can be awarded to Participant as set forth in Section 1.

"S&P 500" generally means the companies constituting the Standard & Poor's 500 Index as of the beginning of the Performance Period (including the Company) and which continue to be actively traded under the same ticker symbol on an established securities market through the end of the Performance Period. A component company of the S&P 500 that is acquired at any time during the Performance Period (i.e., company and ticker symbol disappear) will be eliminated from the S&P 500 for the entire Performance Period. A component company of the S&P 500 filing for bankruptcy protection (and thus no longer publicly traded) at any time during the Performance Period will be deemed to remain in the S&P 500 (at an assumed TSR of minus 100%).

"Target Award" means the number of Shares specified as such at the beginning of this Agreement.

"Total Shareholder Return" or "TSR" means with respect to the Company or other S&P 500 component company: the change in the closing market price of its common stock (as quoted in the principal market on which it is traded), plus dividends and other distributions paid on such common stock during the Performance Period, divided by the closing market price of its common stock on the last business day immediately preceding the Performance Period. The TSR for the common stock of an S&P 500 component company shall be adjusted to take into account stock splits, reverse stock splits, and special dividends that occur during the Performance Period, and assumes that all cash dividends and cash distributions are immediately reinvested in common stock of the entity using the closing market price on the dividend payment date.

4. **Termination of Employment.** The following provisions shall apply in the event Participant's employment with the Company or a Subsidiary is terminated for the reasons set forth below (otherwise Section 2(a) applies), unless the Committee shall have provided otherwise, either at the time of the grant of the Award or thereafter:

( a ) Death. If Participant's employment is terminated by reason of his or her death prior to the Vesting Date, all unvested Shares subject to this Award shall immediately become vested and nonforfeitable as of the date of Participant's death and payout of Shares under the Award shall be at target (100%), to Participant's designated beneficiary, as soon as practicable after the date of death as provided in Section 8.

( b ) Disability. Except as the Committee may at any time otherwise provide or as required to comply with applicable law, if Participant's employment is terminated by reason of his or her Disability (as such term is defined in the Plan) prior to the Vesting Date, for purposes of determining the payment Participant is entitled to receive under this Award, Participant shall be treated as continuing to be employed through the Vesting Date and payout of Shares under the Award shall be at target (100%), as soon as practicable after Participant's termination of employment due to Disability as provided in Section 8.

( c ) **Retirement.** Except as the Committee may at any time otherwise provide or as required to comply with applicable law, if Participant's employment is terminated by reason of his or her Retirement (as such term is defined in the Plan), other than for Cause, Participant shall have the right to receive his or her full payment under the Award, if any, to which Participant would be entitled had he or she remained employed through the Vesting Date with payout based upon the performance results as and when determined by the Committee under Section 3. Payout of the Shares shall be made at the time provided in Section 3.

5. **Change of Control.** If a Change of Control occurs while Participant is employed by the Company or a Subsidiary, then all unvested Shares subject to the Award shall immediately become vested and nonforfeitable as of the date on which the Change of Control occurs; if at least one calendar year of performance during the Performance Period has been completed prior to the Change in Control event, the Shares shall be paid using the Company's relative cumulative TSR positioning at the time of the Change of Control (without the final four quarter averaging applicable to the three-year Performance Period); otherwise, the target payout level (100%) shall be used. Payout of the Shares shall be made at the time provided in Section 8.

6. **Clawback Policy.** This Award shall be subject to the terms and conditions of the Company's Policy on Recovery of Incentive Awards adopted effective January 1, 2010, a copy of which is attached as Appendix A and incorporated herein by reference.

7. **Termination for Cause.** For purposes of this Agreement, termination for "Cause" means termination as a result of (a) the willful and continued failure by Participant to substantially perform his or her duties with the Company or any Subsidiary (other than a failure resulting from Participant's incapacity due to physical or mental illness), after a written demand for substantial performance is delivered to Participant by his or her superior officer which specifically identifies the manner the officer believes that Participant has not substantially performed his or her duties, or (b) Participant's willful misconduct which materially injures the Company, monetarily or otherwise. For purposes of this Section, Participant's act, or failure to act, will not be considered "willful" unless the act or failure to act is not in good faith and without reasonable belief that his or her action or omission was in the best interest of the Company.

8. **Transfer of Vested Shares.** Stock certificates (or appropriate evidence of ownership) representing the unrestricted Shares will be delivered to the Participant (or to a party designated by the Participant) as soon as practicable after (but in no event later than 60 days after) the Vesting Date or event set forth in Sections 4 or 5; provided, however, if the Participant has properly elected to defer delivery of the Shares pursuant to a plan or program of the Company, the Shares shall be issued and delivered as provided in such plan or program.

9. **Dividends.** Participants granted Shares shall not be entitled to receive any cash dividends, stock dividends or other distributions paid with respect to the Shares, except in circumstances where the distribution is covered by Section 15 below.

10. **Non-Transferability of Award.** Subject to any valid deferral election, until the Shares have been issued under this Award, the Shares issuable hereunder and the rights and privileges conferred hereby may not be sold, transferred, pledged, assigned, or otherwise alienated or hypothecated by operation of law or otherwise (except as permitted by the Plan). Any attempt to do so contrary to the provisions hereof shall be null and void.

11. **Conditions to Issuance of Shares.** The Shares deliverable to Participant hereunder may be either previously authorized but unissued Shares or issued Shares which have been reacquired by the Company. The Company shall not be required to issue any certificate or certificates for Shares prior to fulfillment of all of the following conditions: (a) the admission of such Shares to listing on all stock exchanges on which such class of stock is then listed; (b) the completion of any registration or other qualification of such Shares under any state or federal law or under the rulings and regulations of the Securities and Exchange Commission or any other governmental regulatory body, which the Committee shall, in its discretion, deem necessary or advisable; (c) the obtaining of any approval or other clearance from any state or federal governmental agency, which the Committee shall, in its discretion, determine to be necessary or advisable; and (d) the lapse of such reasonable period of time following the grant of the Shares as the Committee may establish from time to time for reasons of administrative convenience.

12. **No Rights as Shareholder.** Except as provided in Section 15, the Participant shall not have voting or any other rights as a shareholder of the Company with respect to the unvested Shares. Upon settlement of the Award into Shares, the Participant will obtain full voting and other rights as a shareholder of the Company with respect to such Shares.

13. **Administration.** The Committee shall have the power to interpret the Plan and this Agreement and to adopt such rules for the administration, interpretation, and application of the Plan as are consistent therewith and to interpret or revoke any such rules. All actions taken and all interpretations and determinations made by the Committee shall be final and binding upon the Participant, the Company, and all other interested persons. No member of the Committee shall be personally liable for any action, determination, or interpretation made in good faith with respect to the Plan or this Agreement.

14. **Fractional Shares.** Fractional shares will not be issued, and when any provision of this Agreement otherwise would entitle Participant to receive a fractional share, that fraction will be disregarded.

15. **Adjustments in Capital Structure.** In the event of a change in corporate capitalization as described in Section 19 of the Plan, the Committee shall make appropriate adjustments to the number and class of Shares or other stock or securities subject to the Award. The Committee's adjustments shall be effective and final, binding and conclusive for all purposes of this Agreement.

16. **Taxes.** Regardless of any action the Company or a Subsidiary (the "Employer") takes with respect to any or all income tax, social insurance, payroll tax, payment on account or other tax-related withholding ("Tax-Related Items"), Participant acknowledges and agrees that the ultimate liability for all Tax-Related Items legally due by him or her is and remains Participant's responsibility and that the Company and/or the Employer (i) make no representations nor undertakings regarding the treatment of any Tax-Related Items in connection with any aspect of this Award, including the grant or vesting of the Shares subject to this Award, the subsequent sale of Shares acquired pursuant to such vesting and receipt of any dividends; and (ii) do not commit to structure the terms or the grant or any aspect of this Award to reduce or eliminate Participant's liability for Tax-Related Items. Upon the vesting of this Award, Participant shall pay or make adequate arrangements satisfactory to the Company and/or the Employer to withhold all applicable Tax-Related Items legally payable from Participant's wages or other cash compensation paid to Participant by the Company and/or the Employer or from proceeds of the sale of Shares. Alternatively, or in addition, if permissible under local law, the Company may (1) sell or arrange for sale of Shares that Participant acquires to meet the required withholding obligations for Tax-Related Items, and/or (2) satisfy such obligations in Shares, provided that the Company only withholds the amount of Shares necessary to withhold the required minimum withholding amount. In addition, Participant shall pay the Company or the Employer any amount of Tax-Related Items that the Company or the Employer may be required to withhold as a result of Participant's participation in the Plan or Participant's purchase of Shares that cannot be satisfied by the means previously described. The Company may refuse to honor the exercise and refuse to deliver the Shares if Participant fails to comply with Participant's obligations in connection with the Tax-Related Items.

17. **Consents.** By accepting the grant of this Award, Participant acknowledges and agrees that: (i) the Plan is established voluntarily by the Company, it is discretionary in nature and may be modified, amended, suspended or terminated by the Company at any time unless otherwise provided in the Plan or this Agreement; (ii) the grant of this Award is voluntary and occasional and does not create any contractual or other right to receive future grants of Shares, or benefits in lieu of Shares, even if Shares have been granted repeatedly in the past; (iii) all decisions with respect to future grants, if any, will be at the sole discretion of the Company; (iv) the Participant's participation in the Plan shall not create a right of further employment with the Company and shall not interfere with the ability of the Company to terminate Participant's employment relationship at any time with or without cause and it is expressly agreed and understood that employment is terminable at the will of either party, insofar as permitted by law; (v) Participant is participating voluntarily in the Plan; (vi) this Award is an extraordinary item that is outside the scope of Participant's employment contract, if any; (vii) this Award is not part of normal or expected compensation or salary for any purposes, including but not limited to calculating any severance, resignation, termination, redundancy, end of service payments, bonuses, long-service awards, pension or retirement benefits or similar payments insofar as permitted by law; (viii) in the event Participant is not an employee of the Company, this Award will not be interpreted to form an employment contract or relationship with the Company or any Subsidiary or Affiliate; (ix) the future value of the underlying Shares is unknown and cannot be predicted with certainty; (x) the value of the Shares may increase or decrease in value; (xi) in consideration of the grant of this Award, no claim or entitlement to compensation or damages shall arise from termination of this Award or diminution in value of Shares subject to the Award resulting from termination of Participant's employment by the Company or the Employer (for any reason whatsoever and whether or not in breach of local labor laws) and Participant irrevocably releases the Company and the Employer from any such claim that may arise; if, notwithstanding the foregoing, any such claim is found by a court of competent jurisdiction to have arisen, then, by accepting the terms of this Agreement, Participant shall be deemed irrevocably to have waived any entitlement to pursue such claim; and (xii) except as otherwise expressly provided in the Plan, in the event of involuntary termination of employment (whether or not in breach of local labor laws), Participant's right to receive Awards under the Plan, if any, will terminate effective as of the date that Participant is no longer actively employed and will not be extended by any notice period mandated under local law; furthermore, in the event of involuntary termination of employment (whether or not in breach of local labor laws), Participant's right to this Award after termination of employment, if any, will be measured by the date of termination of Participant's active employment and will not be extended by any notice period mandated under local law; the Committee shall have the exclusive discretion to determine when Participant is no longer actively employed for purposes of this Award.

18. **Consent for Accumulation and Transfer of Data.** Participant consents to the accumulation and transfer of data concerning him or her and the Award to and from the Company and UBS (or such other agent as may administer the Plan on behalf of the Company from time to time). In addition, Participant understands that the Company holds certain personal information about Participant, including but not limited to his or her name, home address, telephone number, date of birth, social security number, salary, nationality, job title, and details of all grants or awards vested, unvested, or expired (the “personal data”). Certain personal data may also constitute “sensitive personal data” within the meaning of applicable local law. Such data include but are not limited to information provided above and any changes thereto and other appropriate personal and financial data about Participant. Participant hereby provides explicit consent to the Company to process any such personal data and sensitive personal data. Participant also hereby provides explicit consent to the Company to transfer any such personal data and sensitive personal data outside the country in which Participant is employed, and to the United States. The legal persons for whom such personal data are intended are the Company, UBS, and any company providing services to the Company in connection with compensation planning purposes or the administration of the Plan.

19. **Plan Information.** Participant agrees to receive copies of the Plan, the Plan prospectus and other Plan information, including information prepared to comply with laws outside the United States, from the Plan website at UBS (or such other agent as may administer the Plan on behalf of the Company from time to time) referenced above and shareholder information, including copies of any annual report, proxy statement, Form 10-K, Form 10-Q, Form 8-K and other information filed with the SEC, from the investor relations section of the Equifax website at [www.equifax.com](http://www.equifax.com). Participant acknowledges that copies of the Plan, Plan prospectus, Plan information and shareholder information are available upon written or telephonic request to the Company's Corporate Secretary.

20. **Plan Incorporated by Reference; Conflicts.** The Plan and this Agreement constitute the entire agreement of the parties with respect to the subject matter hereof and supersede in their entirety all prior undertakings and agreements of the Company and Participant with respect to the subject matter hereof, and may not be modified adversely to Participant's interest except by means of a writing signed by the Company and Participant. Notwithstanding the foregoing, nothing in the Plan or this Agreement shall affect the validity or interpretation of any duly authorized written agreement between the Company and Participant under which an Award properly granted under and pursuant to the Plan serves as any part of the consideration furnished to Participant. If provisions of the Plan and this Agreement conflict, the Plan provisions will govern.

21. **Participant Bound by Plan.** Participant acknowledges receiving a summary of the Plan, and agrees to be bound by all the terms and conditions of the Plan. Except as limited by the Plan or this Agreement, this Agreement is binding on and extends to the legatees, distributees and personal representatives of Participant and the successors of the Company.

22. **Governing Law.** This Agreement has been made in and shall be construed under and in accordance with the laws of the State of Georgia, USA without regard to conflict of law provisions.



23. **Translations.** If Participant has received this or any other document related to the Plan translated into any language other than English and if the translated version is different than the English version, the English version will control.

24. **Severability.** The provisions of this Agreement are severable and if any one or more provisions are determined to be illegal or otherwise unenforceable, in whole or in part, the remaining provisions shall nevertheless be binding and enforceable.

25. **Section 409A.**

(a) **General.** To the extent that the requirements of Code Section 409A are applicable to this Award, it is the intention of both Company and Participant that the benefits and rights to which Participant could be entitled pursuant to this Agreement comply with Code Section 409A and the Treasury Regulations and other guidance promulgated or issued thereunder ("Section 409A"), and the provisions of this Agreement shall be construed in a manner consistent with that intention. The Plan and any Award Agreements issued thereunder may be amended in any respect deemed by the Administrator to be necessary in order to preserve compliance with Section 409A.

(b) **No Representations as to Section 409A Compliance.** Notwithstanding the foregoing, Company makes no representation to Participant that the Shares awarded pursuant to this Agreement are exempt from, or satisfy, the requirements of Section 409A, and Company shall have no liability or other obligation to indemnify or hold harmless Participant or any beneficiary for any tax, additional tax, interest or penalties that Participant or any beneficiary may incur in the event that any provision of this Agreement, or any amendment or modification thereof or any other action taken with respect thereto is deemed to violate any of the requirements of Section 409A.

(c) **Six Month Delay for Specified Participants**

(i) If Participant is a "Specified Employee" (as defined below), then no payment or benefit that is payable on account of Participant's "Separation from Service" (as determined by the Company in accordance with Section 409A) shall be made before the date that is six months and one day after Participant's "Separation from Service" (or, if earlier, the date of Participant's death) if and to the extent that such payment or benefit constitutes deferred compensation (or may be nonqualified deferred compensation) under Section 409A and such deferral is required to comply with the requirements of Section 409A. Any payment or benefit delayed by reason of the prior sentence shall be paid out or provided in a single lump sum at the end of such required delay period in order to catch up to the original payment schedule.

(ii) For purposes of this provision, Participant shall be considered to be a "Specified Employee" if, at the time of his or her Separation from Service, Participant is a "key employee", within the meaning of Code Section 416(i), of Company (or any person or entity with whom the Company would be considered a single employer under Section 414(b) or Section 414(c) of the Code, applying the 20 percent common ownership standard) any stock of which is publicly traded on an established securities market or otherwise.

(d) **No Acceleration of Payments.** Neither Company nor Participant, individually or in combination, may accelerate any payment or benefit that is subject to Section 409A, except in compliance with Section 409A and the provisions of this Agreement, and no amount that is subject to Section 409A shall be paid prior to the earliest date on which it may be paid without violating Section 409A.

26. **Participant Confidentiality, Non-Competition, Non-Solicitation and Assignment Agreement.** In consideration for the Award the Participant is receiving under this Agreement, Participant agrees to and is bound by the terms of the Participant Confidentiality, Non-Competition, Non-Solicitation and Assignment Agreement, attached hereto as Appendix B.

27. **30 Days to Accept Agreement.** Participant shall have thirty (30) calendar days to accept this Agreement. Participant's Award will be forfeited if this Agreement is not executed and returned within thirty (30) calendar days of receipt of Agreement.

**PARTICIPANT**

\_\_\_\_\_  
(Signature)

\_\_\_\_\_  
(Printed Name)

\_\_\_\_\_  
(Date)

**EQUIFAX INC.**

By: /s/ Richard F. Smith  
Richard F. Smith  
Chairman & CEO

**THIS DOCUMENT CONSTITUTES PART OF A PROSPECTUS COVERING  
SECURITIES THAT HAVE BEEN REGISTERED UNDER THE  
SECURITIES ACT OF 1933.**

**#193223 (1/14/14)**

## POLICY ON RECOVERY OF INCENTIVE PAYMENTS

**Application**

The following policy on recovery of incentive payments is adopted by the Compensation, Human Resources & Management Succession Committee of the Board of Directors ("Committee") of Equifax Inc. ("Company") effective February 4, 2010, for Incentive Compensation awarded or paid for fiscal years beginning after December 31, 2009, and, to the extent required by applicable law, to payments earned before that date.

The Committee may, in its sole discretion, in appropriate circumstances and to the extent permitted by governing law, direct the Company to require recovery of all or a portion of any Incentive Compensation awarded or paid to any Employee where:

1. The payment was predicated upon achieving certain financial results that were subsequently the subject of a material restatement of Company financial statements filed with the U.S. Securities and Exchange Commission ("SEC");
2. The Committee determines the Employee engaged in Misconduct that contributed to the need for the material restatement;  
and
3. A lower Incentive Compensation payment would have been made to the Employee based upon the restated financial results.

The Committee in its discretion also may direct the Company to seek to recover the excess amount of any Incentive Compensation awarded or paid to a Covered Officer for a fiscal period if the result of a performance measure upon which the award was based or paid is subsequently restated or otherwise adjusted in a manner that would reduce the size of the award or payment, regardless of whether the Covered Officer committed any Misconduct. Where the result of a performance measure was considered in determining the compensation awarded or paid, but the Incentive Compensation is not awarded or paid on a formulaic basis, the Committee will determine in its discretion the amount, if any, by which the payment or award should be reduced.

- "Employee" for purposes of this policy shall mean any current or former employee of the Company or any subsidiary or affiliate thereof.
- "Covered Officer" shall mean the CEO and any current or former direct report to the CEO, including without limitation the Chief Accounting Officer, the head of Internal Audit, and any other elected officer or executive officer as defined under the Securities Exchange Act of 1934, as amended.
- "Misconduct" shall mean a knowing violation of SEC rules and regulations or Company policy.
- "Incentive Compensation" shall mean bonuses, annual incentive plan awards, or performance-based equity awards granted under the Company's 2008 Omnibus Incentive Plan or successor thereto.

**Amount to be Recovered**

In each such instance, the Company will, to the extent practicable, seek to recover from the individual Covered Officer the amount by which the individual's Incentive Compensation for the relevant periods exceeded the lower payment that would have been made based on the restated financial results. In addition, if an Employee engaged in Misconduct that contributed to award or payment of Incentive Compensation to him or her that is greater than would have been paid or awarded in the absence of Misconduct, the Company may take other remedial and recovery action, as determined by the Committee in its discretion, including recovery of all or part of the Incentive Compensation. The right to recovery shall apply to Incentive Compensation received during the three years prior to the date on which the Company is or was required to prepare a financial restatement due to material non-compliance with any financial reporting requirement under the securities laws of the United States or the Company discovers Misconduct, as applicable.

**Methods for Recovery**

The Committee shall determine whether the Company shall effect any such recovery: (i) by seeking repayment from the Employee; (ii) by reducing (subject to applicable law and the terms and conditions of the applicable plan, program or arrangement) the amount that would otherwise be payable to the Employee under any compensatory plan, program, or arrangement maintained by the Company; (iii) by withholding payment of future increases in compensation (including the payment of any discretionary bonus amount) or grants of compensatory awards that would otherwise have been made in accordance with the Company's otherwise applicable compensation practices; or (iv) by any combination of the foregoing. This policy shall be in addition to any other equitable or legal remedy that may be taken by the Company with respect to the subject matter of this policy.

**Coordination with Law**

This policy shall be interpreted to comply with section 954 of the Dodd-Frank Wall Street Reform and Consumer Protection Act, Pub. Law No. 111-203, as amended from time to time, and Section 10D of the Securities Exchange Act of 1934, as amended, and in each case, any regulations promulgated with respect thereto, and in the event that any provision of this policy is inconsistent with any requirement of the Dodd-Frank Act or any interpretive regulations issued thereunder, the Committee shall have the authority to amend this policy at any time as the Committee deems necessary or appropriate, in its sole discretion, to comply with the requirements of applicable law.

[Amended September 12, 2012]

## APPENDIX B

### PARTICIPANT CONFIDENTIALITY, NON-COMPETITION, NON-SOLICITATION AND ASSIGNMENT AGREEMENT

This Participant Confidentiality, Non-Competition, Non-Solicitation and Assignment Agreement (the “Restrictive Covenant Agreement”) is entered into by and between Equifax Inc. on behalf of itself, its subsidiary and/or affiliate companies (collectively “Equifax” or the “Company”) and the aforementioned Participant (hereinafter “Participant”) (collectively, the “Parties”).

In consideration for the continuation of Participant’s employment, as well as the Company’s provision of restricted stock units to Participant pursuant to the Equifax Inc. 2008 Omnibus Incentive Plan and the Performance Share Award Agreement (“Award Agreement”), to which this Restrictive Covenant Agreement is appended, and the Company’s intention to continue to provide Participant with training, and exposure to existing or prospective relationships, Trade Secrets, and/or Confidential Information, Participant agrees as follows:

#### 1. Definitions.

For the purposes of this Restrictive Covenant Agreement, the following capitalized terms shall be defined as follows:

##### A. “Business” means:

1. For individuals who work in or perform work for the U.S. Consumer Information Solutions (USCIS) business unit (or any division of Equifax performing the following functions or providing the following services/products): Consumer information solutions in the United States, including: consumer credit reporting and scoring; identity management services; fraud detection and modeling services; decisioning software services that facilitate and automate consumer credit-oriented decisions; portfolio management services; mortgage reporting and settlement solutions; property data and analytics; and consumer financial marketing services.
2. For individuals who work in or perform work for the Workforce Solutions business unit (or any division of Equifax performing the following functions or providing the following services/products): Employment and income verification services; unemployment claims management; social security number verification; identity authentication; employment-based tax credit services; payroll-based transaction services; human resources-related analytics; and management of assessments, onboarding and I-9 compliance of new hires.
3. For individuals who work in or perform work for the North America Personal Solutions business unit (or any division of Equifax performing the following functions or providing the following services/products): Credit monitoring; debt and household financial management; and identity theft products and related product features delivered to consumers electronically both directly via the internet and through other on-line and off-line distribution channels.
4. For individuals who work in or perform work for the North America Commercial Solutions business unit (or any division of Equifax performing the following functions or providing the following services/products): Business information solutions, including business marketing and risk data compilation, business credit reporting and scoring, and related portfolio analytics.
5. For individuals who work in or perform work for the Identity and Fraud Solutions business unit (or any division of Equifax performing the following functions): identity and fraud solutions solving for fraud reduction, privacy protection, and security in transactions.

B. "Competitive Tasks" means the same or similar tasks that Participant performed on behalf of the Company during Participant's last twelve (12) months of employment.

C. "Confidential Information" means (a) information of the Company, to the extent not considered a Trade Secret under applicable law, that (i) relates to the business of the Company, (ii) possesses an element of value to the Company, (iii) is not generally known to the Company's competitors, and (iv) would damage the Company if disclosed, and (b) information of any third party provided to the Company which the Company is obligated to treat as confidential (such third party to be referred to as the "Third Party"), including, but not limited to, information provided to the Company by its licensors, suppliers, or Customers. Confidential Information includes, but is not limited to, (i) future business plans, (ii) the composition, description, schematic or design of products, future products or equipment of the Company or any Third Party, (iii) pricing information, (iv) advertising or marketing plans, (v) information regarding independent contractors, employees, licensors, suppliers, Customers, or any Third Party, including, but not limited to, Customer lists compiled by the Company, and Customer information compiled by the Company, and (vi) information concerning the Company's or the Third Party's financial structure and methods and procedures of operation, including, but not limited to, processes for crafting and using equipment. Confidential Information shall not include any information that (i) is or becomes generally available to the public other than as a result of an unauthorized disclosure, (ii) has been independently developed and disclosed by others without violating this Restrictive Covenant Agreement or the legal rights of any party, or (iii) otherwise enters the public domain through lawful means.

D. "Contact" means any interaction that takes place in the last twelve (12) months of Participant's employment with the Company and is between Participant and a Customer:

1. With whom Participant dealt on behalf of the Company;
2. Whose dealings with the Company were coordinated or supervised by Participant;
3. About whom Participant obtained Trade Secrets or Confidential Information in the ordinary course of business as a result of Participant's work performed on behalf of the Company; or
4. Who purchases products or services from the Company, the sale or provision of which results or resulted in compensation, commissions, or earnings for Participant.

E. "Customer" means any person or entity to whom the Company has sold its products or services or directly solicited to sell its products or services.

F. "Company Worker" means any person who (i) was employed by the Company at the time Participant's employment with the Company ended, and (ii) remains employed by the Company during the Restricted Period.

G. "Enterprise Competitors" means the following companies, as well as any successor entities: Experian, TransUnion, LexisNexis, Dun & Bradstreet, Fair Isaac Corporation, Acxiom, and CBC Companies.

H. "Restricted Competitors" means the following companies, as well as any successor entities:

1. For individuals who work in or perform work for the U.S. Consumer Information Solutions (USCIS) business unit (or any division of Equifax performing the functions or providing the services/products listed in Paragraph 1.A.1. above): LexisNexis; TransUnion; Experian; CoreLogic; Lender Processing Services; Opera; Verisk Analytics; PriceMetrix; Nielson; CBC; Kroll; Acxiom; Fair Isaac Corporation; and SAS.

2. For individuals who work in or perform work for the Workforce Solutions business unit (or any division of Equifax performing the functions or providing the services/products listed in Paragraph 1.A.2. above):

- a. Verification services: CoreLogic Credco; DataVerify; Inco-Check; Interthinx; Kroll; LexisNexis; and Verification Bureau.
- b. Unemployment claims management: Corporate Cost Control; Employer's Unity; Employer's Edge; Barnett Associates; Thomas & Thorngren; and Ernst & Young.
- c. Tax-credit services: ADP; First Advantage; Thomas & Thorngren; Ernst and Young; and Maximus.
- d. Workforce analytics: Visier; Orca Eyes; Aquire; Mercer iKnow; and Tibco Spotfire.
- e. I-9 solutions: TrackerCorp; ADP; LawLogix; HireNow; and I-9 Form.

3. For individuals who work in or perform work for the North America Personal Solutions business unit (or any division of Equifax performing the functions or providing the services/products listed in Paragraph 1.A.3. above): Experian; TransUnion; One Technologies; Credit Karma; Credit Sesame; Intuit (Mint); CSID; Lifelock; Intersections; and Affinion.

4. For individuals who work in or perform work for North America Commercial Solutions business unit (or any division of Equifax performing the functions or providing the services/products listed in Paragraph 1.A.4. above): Experian; Dun & Bradstreet; InfoUSA; Cortera; and LexisNexis.

5. For individuals who work in or perform work for the Identity and Fraud Solutions business unit (or any division of Equifax performing the functions or providing the services/products listed in Paragraph 1.A.5. above): LexisNexis, TransUnion, ID Analytics, and Experian.

An entity will not be construed as a Restricted Competitor if Participant did not work in or perform services in the prior twelve (12) months for the particular business unit that competes with the entity in question. For instance, if Participant works exclusively for the verification services sub-unit of the Workforce Solutions business unit in the prior twelve (12) months, then the list of Restrictive Competitors for Participant shall only be those entities listed in Paragraph 1(H)(2)(a).

I. "Restricted Period" means the time period during Participant's employment with the Company, and for twelve (12) months after Participant's employment with the Company ends.

J. "Trade Secrets" means the Company's trade secrets as defined by applicable statutory or common law.

2. **Employment.** During Participant's employment, Participant shall perform such duties for and on behalf of the Company as may be determined and assigned to Participant from time to time by Equifax. Participant shall devote his or her best efforts to the business and affairs of Equifax.

3. **Employment Relationship.** The Parties acknowledge and agree that this Restrictive Covenant Agreement does not create a contract of employment for a specified term. Unless Equifax and Participant have entered a written agreement to the contrary, Participant's employment relationship with the Company is at-will. This means that Participant may terminate his or her employment with the Company at any time and for any reason whatsoever simply by notifying the Company. Likewise, the Company may terminate Participant's employment at any time with or without cause or advance notice.

4. **Acknowledgments.** Participant acknowledges that:

A. Equifax is engaged in the Business as defined in Paragraph 1(A);

B. Participant's position is a position of trust and responsibility with Equifax and will provide Participant with continued access to Confidential Information, Trade Secrets, and/or valuable information concerning employees and customers of the Company;

C. the Trade Secrets and Confidential Information, and the relationship between Equifax and each of its employees and customers, are valuable assets of Equifax;

D. Equifax's competitors, including, but not limited to, the Enterprise Competitors and the Restricted Competitors, will obtain an unfair advantage if Participant (i) discloses Confidential Information or Trade Secrets to the Company's competitors, (ii) uses Confidential Information or Trade Secrets on behalf of any entity that competes with the Company, or (iii) exploits the relationships Participant develops on behalf of the Company during his or her employment to solicit Customers or Company Workers on behalf of any entity that competes with Equifax and in violation of this Restrictive Covenant Agreement; and

E. the restrictions contained in this Restrictive Covenant Agreement are reasonable and necessary to protect the legitimate business interests of the Company, and will not impair or infringe upon Participant's right to work or earn a living in the event Participant's employment with the Company ends.

5. **Trade Secrets and Confidential Information.**

Participant agrees that he or she will not:

A. Either during or for a period of two (2) years after Participant's employment with Equifax, use or disclose the Confidential Information for any purpose other than the performance of duties in the Business on behalf of the Company, except as authorized in writing by Equifax, and Participant shall not use or disclose Trade Secrets indefinitely;

B. During Participant's employment with Equifax, use or disclose (a) any confidential information or trade secrets of any Third Party, or (b) any works of authorship developed in whole or in part by Participant for any Third Party, unless authorized in writing by the Third Party; or

C. upon the conclusion of Participant's employment with the Company for any reason retain Trade Secrets or Confidential Information, including any copies existing in any form (including electronic form) that are in Participant's possession or control, unless instructed to do so in writing by Equifax.

6. **Non-Competition with Enterprise Competitors.** During the Restricted Period, Participant will not, except as authorized in writing by Equifax's Chief Executive Officer or his or her delegate, perform Competitive Tasks on behalf of any of the Enterprise Competitors. Participant acknowledges that he/she has authority over and/or will gain Trade Secrets and Confidential Information regarding multiple areas of Business. Because the Enterprise Competitors compete with most or all of the Company's Business, Participant agrees that the Company has a legitimate interest in preventing Participant from performing Competitive Tasks on behalf of any business unit of the Enterprise Competitors.
7. **Non-Competition with Restricted Competitors.** During the Restricted Period, Participant will not, except as authorized in writing by Equifax's Chief Executive Officer or his or her delegate, perform Competitive Tasks on behalf of any of the Restricted Competitors. This restriction is limited to a prohibition on working for a Restricted Competitor (or a recognized division or department thereof) that competes with the area(s) of the Business in which Participant worked or for which Participant performed work during Participant's last twelve (12) months of employment with Equifax; this restriction does not prevent Participant from working exclusively for a recognized division or department of a Restricted Competitor that does not compete with the area(s) of the Business for which Participant performed work during Participant's last twelve (12) months of employment with Equifax.
8. **Non-Solicitation of Customers.** During the Restricted Period, Participant will not directly or indirectly solicit any Customer of the Company for the purpose of selling or providing any products or services competitive with those offered by the area(s) of the Business in which Participant worked or for which Participant performed work during Participant's last twelve (12) months of employment with Equifax. The restrictions set forth in this Section apply only to Customers with whom Participant had Contact. Nothing in this Section shall be construed to prohibit Participant from soliciting any Customer of the Company for the purpose of selling or providing any products or services: (a) to a Customer that has terminated its business relationship with the Company (for reasons other than being solicited or encouraged by Participant to do so), or (b) competitive with a product line or service line the Company no longer offers.
9. **Non-Solicitation of Company Workers.** During the Restricted Period, Participant will not, directly or indirectly, on his or her behalf or on behalf of others, solicit any Company Worker to terminate his or her employment relationship with Equifax in order to work for any other person or entity engaged in the Business.



10. **Work Product.** Except as set forth in a separate written agreement executed by a corporate executive officer of Equifax, ownership of all programs, systems, inventions, discoveries, developments, modifications, procedures, ideas, innovations, know-how or designs that either relate to Equifax's business or actual or demonstrably anticipated research or development or result from any work performed by Participant for Equifax (hereinafter collectively called "Inventions") are the property of Equifax. Inventions shall not include any intellectual property the assignment of which to Equifax would be expressly prohibited by a specifically applicable state law, regulation, rule or public policy, such as Delaware Code Annotated, Title 19, § 805, Illinois Revised Statutes, Chapter 140, §§ 301-303, Kansas Statutes Annotated, §§ 44-130, Minnesota Statutes Annotated, § 181.78, North Carolina General Statutes, §§ 66-57.1, 66-57.2, Utah Code Annotated, §§ 34-39-2, 34-39-3, or Washington Revised Code Annotated, §§ 49.44.140, 49.44.150. Participant will cooperate in applying for patents, trademarks or copyrights on all Inventions as Equifax requests, and agrees to assign and hereby does assign those patents, trademarks, copyrights and/or all other intellectual property rights to Equifax. Any works of authorship created by Participant in the course of Participant's duties are subject to the "Work for Hire" provisions contained in sections 101 and 201 of the United States Copyright Law, Title 17 of the United States Code. Accordingly, all rights, title and interest to copyrights in all works of authorship which have been or will be prepared by Participant within the scope of Participant's employment (hereinafter collectively called the "Works"), shall be the property of Equifax. Participant further acknowledges and agrees that, to the extent the provisions of Title 17 of the United States Code do not vest in Equifax the copyrights to any Works, Participant shall assign and hereby does assign to Equifax all rights, title and interest to copyrights which Participant may have in the Works. Participant shall disclose to Equifax all Works and will execute and deliver all applications for registration, registrations, and further documents relating to the copyrights to the Works. Participant shall provide such additional assistance as Equifax may deem necessary and desirable to assign the Works or Inventions to Equifax and/or secure Equifax title to the patents, trademarks, copyrights and/or all other intellectual property rights in the Works or Inventions, including the appointment of Equifax as its agent to effect for such purposes. To the extent that any preexisting rights are embodied or reflected in the Works or Inventions, Participant grants to Equifax an irrevocable, perpetual, non-exclusive, world-wide, royalty-free right and license to (i) use, execute, reproduce, display, perform, distribute copies of and prepare derivative works based upon such preexisting rights; and (ii) authorize others on Equifax's behalf to do any or all of the foregoing, and Participant warrants that he or she has full and unencumbered authority to grant such a license. The confidentiality requirements of the preceding paragraphs of this Restrictive Covenant Agreement will apply to all of the above.
11. **Return of Company Property/Materials.** Upon the termination of Participant's employment for any reason or upon Equifax's request at any time, Participant shall immediately return to Equifax all of Equifax's property, including, but not limited to, any mobile/smart phone, personal digital assistant (PDA), keys, passcards, credit cards, confidential or proprietary lists (including, but not limited to, customer or vendor lists existing in any format), rolodexes, tapes, laptop computer, software, computer files, external data device, marketing and sales materials, information relating to work done for Equifax or that Participant obtained as a result of working for Equifax (including such information residing on Participant's personal computer, e-mail account, external data device, or mobile/smart phone) and any other property, record, document, or piece of equipment belonging to Equifax. Participant will not retain and shall provide to Equifax any copies of Equifax's property, including any copies existing in electronic form. To the extent that Participant cannot return copies of Equifax property (such as files existing on Participant's home computer or personal e-mail account), then Participant shall provide a copy of the file to Equifax (including all available Metadata) and then permanently delete the file (unless otherwise instructed in writing to preserve it by Equifax). The obligations contained in this Section shall also apply to any property that belongs to a third party, including, but not limited to, (a) any entity which is affiliated or related to the Company, or (b) the Company's customers, licensors, or suppliers. If Participant has any questions regarding his/her obligations to return and not to retain Company property, then Participant is obligated to contact Participant's direct supervisor (as of the end of Participant's employment) to obtain guidance.

12. **Post-Employment Disclosure.** During the Restricted Period, Participant shall provide a copy of this Restrictive Covenant Agreement to persons and/or entities for whom Participant works or consults as an owner, partner, joint venturer, employee, or independent contractor. If, during the Restricted Period, Participant agrees to work or consult for another person or entity as an owner, partner, joint venturer, employee or independent contractor, then Participant shall provide Equifax before Participant's first day of work or consultation with such person's or entity's name, the nature of such person's or entity's business, Participant's job title, and a general description of the services Participant will provide.
13. **Injunctive Relief.** If Participant breaches this Restrictive Covenant Agreement, Participant agrees that:
- A. Equifax would suffer irreparable harm;
  - B. it would be difficult to determine damages, and money damages alone would be an inadequate remedy for the injuries suffered by Equifax; and
  - C. if Equifax seeks injunctive relief to enforce this Restrictive Covenant Agreement, Participant will waive and will not assert any defense that Equifax has an adequate remedy at law with respect to the breach.
- Nothing contained in this Restrictive Covenant Agreement shall limit Equifax's right to any other remedies at law or in equity.
14. **Clawback.** If Participant breaches this Restrictive Covenant Agreement, then the Committee (as that term is defined in the Award Agreement) may, notwithstanding any other provision in the Award Agreement to the contrary, cancel, rescind, suspend, withhold or otherwise restrict or limit Participant's Award (as that term is defined in the Award Agreement). Without limiting the generality of the foregoing, the Committee may also require Participant to pay to the Company any gain realized by Participant from the Shares (as that term is defined in the Award Agreement) awarded during the period beginning six months prior to the date on which Participant engaged or began engaging in activity in violation of this Restrictive Covenant Agreement. Participant agrees that in the event that the Committee takes any action set forth in this Paragraph: (a) the covenants set forth herein will remain in effect as Participant will have received consideration above and beyond the Shares; and (b) Equifax will remain entitled to injunctive relief because it would not be made whole simply through the potential actions set forth in this Paragraph. Nothing in this Paragraph limits the terms of Policy on Recovery of Incentive Payments, which is attached as Appendix A to the Award Agreement.
15. **Independent Enforcement.** Each of the covenants set forth herein shall be construed as covenants independent of: (a) any agreements other than this Restrictive Covenant Agreement; or (b) any other covenants in this Restrictive Covenant Agreement, and the existence of any claim or cause of action by Participant against Equifax, whether predicated on this Restrictive Covenant Agreement or otherwise, regardless of who was at fault and regardless of any claims that either Participant or Equifax may have against the other, shall not constitute a defense to the enforcement by Equifax of the covenants set forth herein. Equifax shall not be barred from enforcing the restrictive covenants set forth herein by reason of any breach of: (a) any other part of this Restrictive Covenant Agreement; or (b) any other agreement with Participant.

16. **Computer Authorization.** Participant agrees that Participant is not authorized to use Equifax's computer system or any of Equifax's IT hardware or software for any purpose in actual or contemplated competition with Equifax. This includes but is not limited to: (a) transferring information relating to Equifax's Business from Equifax's system, hardware, or software to an external device or account for the purpose of using, disclosing, or retaining such information after the end of Participant's employment; or (b) deleting information relating to Equifax's Business from Equifax's system, hardware, or software in advance of the end of Participant's employment with Equifax.
17. **Compliance with Federal and State Law.** Participant acknowledges that Equifax is obligated under federal and state credit reporting and similar laws and regulations to hold in confidence and not disclose certain information regarding individuals, firms or corporations which is obtained or held by Equifax, and that Equifax is required to adopt reasonable procedures for protecting the confidentiality, accuracy, relevancy and proper utilization of consumer credit information. In that regard, except as necessary to perform Participant's duties for Equifax, Participant will hold in strict confidence, and will not use, reproduce, disclose or otherwise distribute any information which Equifax is required to hold confidential under applicable federal and state laws and regulations, including the federal Fair Credit Reporting Act (15 U.S.C. § 1681 *et seq.*) and any state credit reporting statutes.
18. **Misuse of data.** Participant agrees that any unauthorized disclosure of confidential codes, system access instructions or file data, intentional alteration or destruction of data, or unauthorized access or updating of Participant's own or any other files can lead to immediate termination and federal prosecution under the Fair Credit Reporting Act, the Counterfeit Access Device and Computer Fraud and Abuse Act, or prosecution under other state and federal laws. Should Participant ever be approached by anyone to commit unauthorized or illegal acts or to disclose confidential materials or data, Participant will immediately report this directly to Equifax management.
19. **HIPAA.** Participant acknowledges that if Participant's job duties and responsibilities are within the Equifax Information Technology Department or Human Resources, such duties may cause the Participant to have incidental access to protected health information ("PHI") of the Equifax health plans that is maintained in electronic form. PHI is mandated by the Health Insurance Portability and Accountability Act of 1996 ("HIPAA") to be kept secure and confidential and may not be accessed, used or disclosed, except as permitted by the Policies and Procedures of the Equifax health plans. Participant acknowledges that he or she will not at any time access PHI, except and only to the extent as may be expressly required in the course of his or her duties and responsibilities within the Equifax Information Technology Department or Human Resources. Further, Participant acknowledges that he or she will not at any time – either during or after his or her employment with Equifax – use or disclose PHI to any person or entity, either within Equifax or externally to third parties, except and only to the extent as expressly permitted by the Privacy Official for the Equifax health plans. Participant understands and acknowledges that unauthorized access, use or disclosure of PHI will result in disciplinary action, up to and including termination of employment, and may also result in the imposition of civil and criminal penalties under HIPAA and other applicable law.

20. **Waiver.** Equifax's failure to enforce any provision of this Restrictive Covenant Agreement shall not act as a waiver of that or any other provision. Equifax's waiver of any breach of this Restrictive Covenant Agreement shall not act as a waiver of any other breach.
21. **Attorneys' Fees.** In the event of litigation relating to this Restrictive Covenant Agreement, the Company shall, if it is the prevailing party, be entitled to recover attorneys' fees and costs of litigation in addition to all other remedies available at law or in equity.
22. **Severability.** The provisions of this Restrictive Covenant Agreement are severable. If any provision is determined to be invalid, illegal, or unenforceable, in whole or in part, then such provision shall be modified so as to be enforceable to the maximum extent permitted by law. If such provision cannot be modified to be enforceable, then the unenforceable element of the provision (or, failing that, the entire provision) shall be severed from this Restrictive Covenant Agreement. The remaining provisions and any partially enforceable provisions shall remain in full force and effect. Equifax states specifically that Paragraphs 6 and 7 above shall not restrict the right of a lawyer to practice after termination. Rather, for any lawyer signing this Restrictive Covenant Agreement, Paragraphs 6 and 7 shall not apply to Competitive Tasks involving the practice of law.
23. **Governing Law.** This Restrictive Covenant Agreement shall be governed by and construed in accordance with the laws of the State of Georgia, without reference to Georgia's choice of law rules.
24. **No Strict Construction.** If there is a dispute about the language of this Restrictive Covenant Agreement, the fact that one Party drafted the Restrictive Covenant Agreement shall not be used in its interpretation.
25. **Entire Agreement.** This Restrictive Covenant Agreement constitutes the entire agreement between the Parties concerning the subject matter of this Restrictive Covenant Agreement. This Restrictive Covenant Agreement supersedes any prior communications, agreements or understandings, whether oral or written, between the Parties relating to the subject matter of this Restrictive Covenant Agreement, except for any handbooks or security policies issued by Equifax and applicable to Participant.
26. **Amendments.** Participant understands that at any time during his or her employment, Equifax may request that Participant sign an amendment to this Restrictive Covenant Agreement that would modify the restrictive covenants herein based on changes to Participant's duties, changes in the area for which Participant has responsibility, changes in Equifax's Business, or changes in the law regarding restrictive covenants. This Restrictive Covenant Agreement may not otherwise be amended or modified except in writing signed by both Parties.
27. **Successors and Assigns.** This Restrictive Covenant Agreement shall be assignable to, and shall inure to the benefit of, Equifax's successors and assigns, including, without limitation, successors through merger, name change, consolidation, or sale of a majority of Equifax's stock or assets, and shall be binding upon Participant. Participant shall not have the right to assign his or her rights or obligations under this Restrictive Covenant Agreement. The covenants contained in this Restrictive Covenant Agreement shall survive cessation of Participant's employment with the Company, regardless of who causes the cessation or the reason for the cessation.

28. **Exclusive Jurisdiction and Venue.** Participant agrees that any claim arising out of or relating to this Restrictive Covenant Agreement shall be brought exclusively in the state or federal courts of competent jurisdiction located in the State of Georgia. Participant consents to the personal jurisdiction of such courts and thereby waives: (a) any objection to jurisdiction or venue; or (b) any defense claiming lack of jurisdiction or improper venue, in any action brought in such courts.
29. **Execution.** This Restrictive Covenant Agreement shall be executed by Participant's acceptance of the preceding Award Agreement, to which this Restrictive Covenant Agreement is appended.

Participant acknowledges that he or she has carefully read this Restrictive Covenant Agreement, knows and understands its terms and conditions, and has had the opportunity to ask the Company any questions Participant may have had prior to accepting this Restrictive Covenant Agreement. Participant also acknowledges that he or she has had the opportunity to consult an attorney of Participant's choice (at Participant's expense) to review this Restrictive Covenant Agreement before accepting it.

## EQUIFAX INC. 2008 OMNIBUS INCENTIVE PLAN

## PERFORMANCE SHARE AWARD AGREEMENT

[2014-2016 Performance Period]

Richard F. Smith

Target Number of Shares Subject to Award: [Number of Shares]

Date of Grant: [Grant Date]

Pursuant to the Equifax Inc. 2008 Omnibus Incentive Plan (the "Plan"), Equifax Inc., a Georgia corporation (the "Company"), has granted the above-named participant ("Participant") Performance Shares (the "Award") entitling Participant to earn such number of shares of Company common stock (the "Shares") as set forth above on the terms and conditions set forth in this agreement (this "Agreement") and the Plan. Capitalized terms used in this Agreement and not defined herein shall have the meanings set forth in the Plan.

1. **Grant Date.** The Award is granted to Participant on the Grant Date set forth above and represents the right to receive one Share for each Share subject to the Award earned by satisfaction of the performance measures and goals set forth in Section 3 of this Agreement subject to the performance limitations set forth in Section 2(c) of this Agreement. Depending on the Company's three-year relative TSR performance as set forth in Section 3, the Participant may earn zero percent (0%) to two hundred percent (200%) of the Shares awarded. The Shares subject to the Award are intended to be "qualified performance-based compensation" within the meaning of Section 162(m) of the Internal Revenue Code, as amended and the regulations thereunder (the "Code").

2. **Vesting.**

(a) Subject to earlier vesting in accordance with Sections 4 or 5 below, the Shares will become vested on the later of the third anniversary of the grant date or the date on which the Committee certifies the attainment of the Performance Goals (the "Vesting Date") in accordance with the provisions of Section 3 below and subject to the provisions of subsections (b) and (c) below. Prior to the Vesting Date, the Shares subject to the Award shall be nontransferable and, except as otherwise provided herein, shall be immediately forfeited upon Participant's termination of employment with the Company and its Subsidiaries. Subject to the terms of the Plan, the Committee reserves the right in its sole discretion to waive or reduce the vesting requirements.

(b) In no event shall the number of Shares which vest on the Vesting Date exceed the number of Shares subject to the Award or the individual limits for Participants as set forth in the Plan. The payout of vested Shares may be reduced, but not increased, based on the degree of attainment of such performance criteria as determined by the Committee, in its sole discretion. To the extent unvested Shares are not paid to Participant pursuant to the immediately preceding sentence, then such unvested Shares shall be immediately forfeited.

(c) The maximum number of Shares that may vest and be paid out on the Vesting Date pursuant to Section 3 of this Agreement shall be limited to a fair market value on the Vesting Date not to exceed:

- (i) for each Participant (other than the Chief Executive Officer of the Company), one-half of one percent (0.5%) of the sum of the Company's total operating income for the Performance Period (calendar years 2014, 2015 and 2016), as determined by the Committee in accordance with the Plan.
- (ii) if Participant was the Chief Executive Officer of the Company on or after the Grant Date, the limit specified in subsection (i) above shall be one and one-half percent (1.5%) of the Company's total operating income for the Performance Period (calendar years 2014, 2015 and 2016), as determined by the Committee in accordance with the Plan.

- (iii) "Operating income" for purposes of clauses (i) and (ii) above shall be calculated excluding the effect of changes in federal, state and local tax laws; restructuring charges; items of loss or expense determined to be extraordinary or unusual in nature or infrequent of occurrence or related to the disposal of a segment of a business or related to a change in accounting principle, all as determined by U.S. generally accepted accounting principles ("GAAP"); items of loss or expense related to discontinued operations that do not qualify as a segment of a business under GAAP; any reduction in operating income attributable to the acquisition of business operations during the applicable fiscal year, as most accurately determined either at the time of the acquisition (through projections made at that time and accepted by the Committee), or at year end; and foreign exchange gains or losses, all as determined by the Committee in its discretion.

### 3. **Payment of Performance Shares.**

(a) The Performance Period for this Award begins on January 1, 2014 and ends on December 31, 2016. The percentage of the Award earned and paid will be as certified by the Committee as soon as practicable following the end of the Performance Period based on the percentile ranking of the Company's cumulative TSR compared to the cumulative TSRs of the S&P 500 companies (determined as of January 1, 2014), subject to adjustment. The Maximum Award percentage may be decreased but may not be increased by the Committee. The goals by which performance will be measured for payout of the Shares awarded are as follows:

**Performance Share Payout Table**

<b>3-Year TSR Percentile Rank Relative to S&amp;P 500</b>	<b>Percentage of Performance Shares Payable<sup>1</sup></b>
<b>90<sup>th</sup> or greater</b>	<b>200%</b>
<b>70<sup>th</sup></b>	<b>150%</b>
<b>50<sup>th</sup></b>	<b>100%</b>
<b>30<sup>th</sup></b>	<b>50%</b>
<b>Less than 30<sup>th</sup></b>	<b>0%</b>

<sup>1</sup>In the event that the Company's 3-year cumulative TSR performance is negative, the percentage of Performance Shares Payable shall be capped at 100% (Target).

(b) **Performance Shares Payable.** Subject to Section 2(c), the number of Shares payable is the Target Award multiplied by the average of the hypothetical payouts generated by the Company's cumulative TSR positioning through each of the last four quarters of the Performance Period. For a hypothetical illustration of this calculation see Example A below. For performance levels falling between the values as shown above, the percentage of performance Shares payable will be determined by straight-line interpolation. Payments will be made in Shares.

**Hypothetical Example: 2014-2016 Performance Cycle**

	2014				2015				2016			
	Q1	Q2	Q3	Q4	Q1	Q2	Q3	Q4	Q1	Q2	Q3	Q4
Cumulative TSR Positioning	61 <sup>th</sup>	57 <sup>th</sup>	72 <sup>nd</sup>	69 <sup>th</sup>	70 <sup>th</sup>	62 <sup>nd</sup>	54 <sup>th</sup>	52 <sup>nd</sup>	63 <sup>rd</sup>	47 <sup>th</sup>	45 <sup>th</sup>	48 <sup>th</sup>
Payout (% of target)									132%	93%	88%	95%
Actual Payout (Average of Last 4 Quarters)									102%			

(c) Value of the Shares Issued as Payment for Shares Earned. The fair market value of Shares on the Vesting Date will be used by the Committee to determine the basis of the Shares earned and payable.

(d) Withholding. As provided in Section 16 below, the Company shall withhold Shares having a Fair Market Value on the date the tax is to be determined equal to the minimum statutory amount for federal, state, local, and unemployment taxes ("Total Tax") which could be withheld on the transaction, with respect to any taxable event arising as a result of this Agreement.

( e ) Timing of Payout. Payout of the Award will be made to Participant as soon as practicable following the Vesting Date and written certification of performance by the Committee as provided in Section 8.

(f) Certain Definitions.

"Maximum Award" means the maximum number of performance Shares that can be awarded to Participant as set forth in Section 1.

"S&P 500" generally means the companies constituting the Standard & Poor's 500 Index as of the beginning of the Performance Period (including the Company) and which continue to be actively traded under the same ticker symbol on an established securities market through the end of the Performance Period. A component company of the S&P 500 that is acquired at any time during the Performance Period (i.e., company and ticker symbol disappear) will be eliminated from the S&P 500 for the entire Performance Period. A component company of the S&P 500 filing for bankruptcy protection (and thus no longer publicly traded) at any time during the Performance Period will be deemed to remain in the S&P 500 (at an assumed TSR of minus 100%).

"Target Award" means the number of Shares specified as such at the beginning of this Agreement.

"Total Shareholder Return" or "TSR" means with respect to the Company or other S&P 500 component company: the change in the closing market price of its common stock (as quoted in the principal market on which it is traded), plus dividends and other distributions paid on such common stock during the Performance Period, divided by the closing market price of its common stock on the last business day immediately preceding the Performance Period. The TSR for the common stock of an S&P 500 component company shall be adjusted to take into account stock splits, reverse stock splits, and special dividends that occur during the Performance Period, and assumes that all cash dividends and cash distributions are immediately reinvested in common stock of the entity using the closing market price on the dividend payment date.

4. Termination of Employment. The following provisions shall apply in the event Participant's employment with the Company or a Subsidiary is terminated for the reasons set forth below (otherwise Section 2(a) applies), unless the Committee shall have provided otherwise, either at the time of the grant of the Award or thereafter:

( a ) Death. If Participant's employment is terminated by reason of his or her death prior to the Vesting Date, all unvested Shares subject to this Award shall immediately become vested and nonforfeitable as of the date of Participant's death and payout of Shares under the Award shall be at target (100%), to Participant's designated beneficiary, as soon as practicable after the date of death as provided in Section 8.

( b ) Disability. Except as the Committee may at any time otherwise provide or as required to comply with applicable law, if Participant's employment is terminated by reason of his or her Disability (as such term is defined in the Plan) prior to the Vesting Date, for purposes of determining the payment Participant is entitled to receive under this Award, Participant shall be treated as continuing to be employed through the Vesting Date and payout of Shares under the Award shall be at target (100%), as soon as practicable after Participant's termination of employment due to Disability as provided in Section 8.



(c) **Retirement.** Except as the Committee may at any time otherwise provide or as required to comply with applicable law, if Participant's employment is terminated by reason of his or her Retirement (as such term is defined in the Plan), other than for Cause, Participant shall have the right to receive his or her full payment under the Award, if any, to which Participant would be entitled had he or she remained employed through the Vesting Date with payout based upon the performance results as and when determined by the Committee under Section 3. Payout of the Shares shall be made at the time provided in Section 3.

5. **Change of Control.** If a Change of Control occurs while Participant is employed by the Company or a Subsidiary, then all unvested Shares subject to the Award shall immediately become vested and nonforfeitable as of the date on which the Change of Control occurs; if at least one calendar year of performance during the Performance Period has been completed prior to the Change in Control event, the Shares shall be paid using the Company's relative cumulative TSR positioning at the time of the Change of Control (without the final four quarter averaging applicable to the three-year Performance Period); otherwise, the target payout level (100%) shall be used. Payout of the Shares shall be made at the time provided in Section 8.

6. **Clawback Policy; Cancellation and Rescission of Award.**

(a) **Clawback Policy.** This Award shall be subject to the terms and conditions of the Company's Policy on Recovery of Incentive Awards adopted effective January 1, 2010, a copy of which is attached as Appendix A and incorporated herein by reference.

(b) **Detrimental Activity.** If, at any time, (i) during Participant's employment with the Company or a Subsidiary or (ii) during the period after Participant's termination of employment with the Company or any Subsidiary for any reason, but not to exceed 24 months following Participant's termination of employment, Participant engages in any "Detrimental Activity" (as defined in subsection (c) below), the Committee may, notwithstanding any other provision in this Agreement to the contrary, cancel, rescind, suspend, withhold or otherwise restrict or limit this Award as of the first date Participant engaged in the Detrimental Activity, as determined by the Committee. Without limiting the generality of the foregoing, the Committee may also require Participant to pay to the Company any gain realized by Participant from the Shares subject to the Award during the period beginning six months prior to the date on which Participant engaged or began engaging in Detrimental Activity.

(c) For purposes of this Agreement, "Detrimental Activity" shall mean and include any of the following:

- (i) the breach or violation of any other agreement between Participant and the Company relating to protection of Confidential Information or Trade Secrets, solicitation of employees, customers or suppliers, or refraining from competition with the Company;
- (ii) the disclosure, reproduction or use of Confidential Information or Trade Secrets (each as defined below) for the benefit of Participant or third parties except in connection with the performance of Participant's duties for the Company or, after advance notice to the Company, as required by a valid order or subpoena issued by a court or administrative agency of competent jurisdiction;
- (iii) the use, reproduction, disclosure or distribution of any information which the Company is required to hold confidential under applicable federal and state laws and regulations, including the federal Fair Credit Reporting Act (15 U.S.C. § 1681 et seq.) and any state credit reporting statutes;
- (iv) the making, or causing or attempting to cause any other person to make, any statement, either written or oral, or conveying any information about the Company which is disparaging or which in any way reflects negatively upon the Company;

- (v) the solicitation or attempt to solicit any customer or actively targeted potential customer of the Company with whom the Participant had material contact on the Company's behalf during the 12 months immediately preceding Participant's termination of employment;
- (vi) the solicitation or recruitment, attempt to solicit or recruit, or the assistance of others in soliciting or recruiting, any individual who is or was, within six months of the date in question, an employee of the Company unless such former employee was terminated by the Company without cause, or the inducement of (or attempt to induce) any such employee of the Company to terminate his employment with the Company; or
- (vii) the refusal or failure of Participant to provide, upon the request of the Company, a certification, in a form satisfactory to the Company, that he or she is in full compliance with the terms and conditions of the Plan and this Agreement, including, without limitation, a certification that Participant is not engaging in Detrimental Activity.

(d) "*Trade Secret*" means information, including, but not limited to, technical or non-technical data, a formula, a pattern, a compilation, a program, a device, a method, a technique, a drawing, a process, financial data, financial plans, product plans, or a list of actual or potential Company customers or suppliers which (i) derives independent economic value, actual or potential, from not being generally known to, and not being readily ascertainable by proper means by, other persons who can obtain economic value from its disclosure or use, and (ii) is the subject of the Company's efforts that are reasonable under the circumstances to maintain secrecy; or as otherwise defined by applicable state law.

(e) "*Confidential Information*" means any and all knowledge, information, data, methods or plans (other than Trade Secrets) which are now or at any time in the future developed, used or employed by the Company which are treated as confidential by the Company and not generally disclosed by the Company to the public, and which relate to the business or financial affairs of the Company, including, but not limited to, financial statements and information, marketing strategies, business development plans, acquisition or divestiture plans, and product or process enhancement plans.

7. **Termination for Cause.** For purposes of this Agreement, termination for "Cause" means termination as a result of (a) the willful and continued failure by Participant to substantially perform his or her duties with the Company or any Subsidiary (other than a failure resulting from Participant's incapacity due to physical or mental illness), after a written demand for substantial performance is delivered to Participant by his or her superior officer which specifically identifies the manner the officer believes that Participant has not substantially performed his or her duties, or (b) Participant's willful misconduct which materially injures the Company, monetarily or otherwise. For purposes of this Section, Participant's act, or failure to act, will not be considered "willful" unless the act or failure to act is not in good faith and without reasonable belief that his or her action or omission was in the best interest of the Company.

8. **Transfer of Vested Shares.** Stock certificates (or appropriate evidence of ownership) representing the unrestricted Shares will be delivered to the Participant (or to a party designated by the Participant) as soon as practicable after (but in no event later than 60 days after) the Vesting Date or event set forth in Sections 4 or 5; provided, however, if the Participant has properly elected to defer delivery of the Shares pursuant to a plan or program of the Company, the Shares shall be issued and delivered as provided in such plan or program.

9. **Dividends.** Participants granted Shares shall not be entitled to receive any cash dividends, stock dividends or other distributions paid with respect to the Shares, except in circumstances where the distribution is covered by Section 15 below.

10. **Non-Transferability of Award.** Subject to any valid deferral election, until the Shares have been issued under this Award, the Shares issuable hereunder and the rights and privileges conferred hereby may not be sold, transferred, pledged, assigned, or otherwise alienated or hypothecated by operation of law or otherwise (except as permitted by the Plan). Any attempt to do so contrary to the provisions hereof shall be null and void.

11. **Conditions to Issuance of Shares.** The Shares deliverable to Participant hereunder may be either previously authorized but unissued Shares or issued Shares which have been reacquired by the Company. The Company shall not be required to issue any certificate or certificates for Shares prior to fulfillment of all of the following conditions: (a) the admission of such Shares to listing on all stock exchanges on which such class of stock is then listed; (b) the completion of any registration or other qualification of such Shares under any state or federal law or under the rulings and regulations of the Securities and Exchange Commission or any other governmental regulatory body, which the Committee shall, in its discretion, deem necessary or advisable; (c) the obtaining of any approval or other clearance from any state or federal governmental agency, which the Committee shall, in its discretion, determine to be necessary or advisable; and (d) the lapse of such reasonable period of time following the grant of the Shares as the Committee may establish from time to time for reasons of administrative convenience.

12. **No Rights as Shareholder.** Except as provided in Section 15, the Participant shall not have voting or any other rights as a shareholder of the Company with respect to the unvested Shares. Upon settlement of the Award into Shares, the Participant will obtain full voting and other rights as a shareholder of the Company with respect to such Shares.

13. **Administration.** The Committee shall have the power to interpret the Plan and this Agreement and to adopt such rules for the administration, interpretation, and application of the Plan as are consistent therewith and to interpret or revoke any such rules. All actions taken and all interpretations and determinations made by the Committee shall be final and binding upon the Participant, the Company, and all other interested persons. No member of the Committee shall be personally liable for any action, determination, or interpretation made in good faith with respect to the Plan or this Agreement.

14. **Fractional Shares.** Fractional shares will not be issued, and when any provision of this Agreement otherwise would entitle Participant to receive a fractional share, that fraction will be disregarded.

15. **Adjustments in Capital Structure.** In the event of a change in corporate capitalization as described in Section 19 of the Plan, the Committee shall make appropriate adjustments to the number and class of Shares or other stock or securities subject to the Award. The Committee's adjustments shall be effective and final, binding and conclusive for all purposes of this Agreement.

16. **Taxes.** Regardless of any action the Company or a Subsidiary (the "Employer") takes with respect to any or all income tax, social insurance, payroll tax, payment on account or other tax-related withholding ("Tax-Related Items"), Participant acknowledges and agrees that the ultimate liability for all Tax-Related Items legally due by him or her is and remains Participant's responsibility and that the Company and/or the Employer (i) make no representations nor undertakings regarding the treatment of any Tax-Related Items in connection with any aspect of this Award, including the grant or vesting of the Shares subject to this Award, the subsequent sale of Shares acquired pursuant to such vesting and receipt of any dividends; and (ii) do not commit to structure the terms or the grant or any aspect of this Award to reduce or eliminate Participant's liability for Tax-Related Items. Upon the vesting of this Award, Participant shall pay or make adequate arrangements satisfactory to the Company and/or the Employer to withhold all applicable Tax-Related Items legally payable from Participant's wages or other cash compensation paid to Participant by the Company and/or the Employer or from proceeds of the sale of Shares. Alternatively, or in addition, if permissible under local law, the Company may (1) sell or arrange for sale of Shares that Participant acquires to meet the required withholding obligations for Tax-Related Items, and/or (2) satisfy such obligations in Shares, provided that the Company only withholds the amount of Shares necessary to withhold the required minimum withholding amount. In addition, Participant shall pay the Company or the Employer any amount of Tax-Related Items that the Company or the Employer may be required to withhold as a result of Participant's participation in the Plan or Participant's purchase of Shares that cannot be satisfied by the means previously described. The Company may refuse to honor the exercise and refuse to deliver the Shares if Participant fails to comply with Participant's obligations in connection with the Tax-Related Items.

17. **Consents.** By accepting the grant of this Award, Participant acknowledges and agrees that: (i) the Plan is established voluntarily by the Company, it is discretionary in nature and may be modified, amended, suspended or terminated by the Company at any time unless otherwise provided in the Plan or this Agreement; (ii) the grant of this Award is voluntary and occasional and does not create any contractual or other right to receive future grants of Shares, or benefits in lieu of Shares, even if Shares have been granted repeatedly in the past; (iii) all decisions with respect to future grants, if any, will be at the sole discretion of the Company; (iv) the Participant's participation in the Plan shall not create a right of further employment with the Company and shall not interfere with the ability of the Company to terminate Participant's employment relationship at any time with or without cause and it is expressly agreed and understood that employment is terminable at the will of either party, insofar as permitted by law; (v) Participant is participating voluntarily in the Plan; (vi) this Award is an extraordinary item that is outside the scope of Participant's employment contract, if any; (vii) this Award is not part of normal or expected compensation or salary for any purposes, including but not limited to calculating any severance, resignation, termination, redundancy, end of service payments, bonuses, long-service awards, pension or retirement benefits or similar payments insofar as permitted by law; (viii) in the event Participant is not an employee of the Company, this Award will not be interpreted to form an employment contract or relationship with the Company or any Subsidiary or Affiliate; (ix) the future value of the underlying Shares is unknown and cannot be predicted with certainty; (x) the value of the Shares may increase or decrease in value; (xi) in consideration of the grant of this Award, no claim or entitlement to compensation or damages shall arise from termination of this Award or diminution in value of Shares subject to the Award resulting from termination of Participant's employment by the Company or the Employer (for any reason whatsoever and whether or not in breach of local labor laws) and Participant irrevocably releases the Company and the Employer from any such claim that may arise; if, notwithstanding the foregoing, any such claim is found by a court of competent jurisdiction to have arisen, then, by accepting the terms of this Agreement, Participant shall be deemed irrevocably to have waived any entitlement to pursue such claim; and (xii) except as otherwise expressly provided in the Plan, in the event of involuntary termination of employment (whether or not in breach of local labor laws), Participant's right to receive Awards under the Plan, if any, will terminate effective as of the date that Participant is no longer actively employed and will not be extended by any notice period mandated under local law; furthermore, in the event of involuntary termination of employment (whether or not in breach of local labor laws), Participant's right to this Award after termination of employment, if any, will be measured by the date of termination of Participant's active employment and will not be extended by any notice period mandated under local law; the Committee shall have the exclusive discretion to determine when Participant is no longer actively employed for purposes of this Award.

18. **Consent for Accumulation and Transfer of Data.** Participant consents to the accumulation and transfer of data concerning him or her and the Award to and from the Company and UBS (or such other agent as may administer the Plan on behalf of the Company from time to time). In addition, Participant understands that the Company holds certain personal information about Participant, including but not limited to his or her name, home address, telephone number, date of birth, social security number, salary, nationality, job title, and details of all grants or awards vested, unvested, or expired (the "personal data"). Certain personal data may also constitute "sensitive personal data" within the meaning of applicable local law. Such data include but are not limited to information provided above and any changes thereto and other appropriate personal and financial data about Participant. Participant hereby provides explicit consent to the Company to process any such personal data and sensitive personal data. Participant also hereby provides explicit consent to the Company to transfer any such personal data and sensitive personal data outside the country in which Participant is employed, and to the United States. The legal persons for whom such personal data are intended are the Company, UBS, and any company providing services to the Company in connection with compensation planning purposes or the administration of the Plan.

19. **Plan Information.** Participant agrees to receive copies of the Plan, the Plan prospectus and other Plan information, including information prepared to comply with laws outside the United States, from the Plan website at UBS (or such other agent as may administer the Plan on behalf of the Company from time to time) referenced above and shareholder information, including copies of any annual report, proxy statement, Form 10-K, Form 10-Q, Form 8-K and other information filed with the SEC, from the investor relations section of the Equifax website at [www.equifax.com](http://www.equifax.com). Participant acknowledges that copies of the Plan, Plan prospectus, Plan information and shareholder information are available upon written or telephonic request to the Company's Corporate Secretary.

20. **Plan Incorporated by Reference; Conflicts.** The Plan and this Agreement constitute the entire agreement of the parties with respect to the subject matter hereof and supersede in their entirety all prior undertakings and agreements of the Company and Participant with respect to the subject matter hereof, and may not be modified adversely to Participant's interest except by means of a writing signed by the Company and Participant. Notwithstanding the foregoing, nothing in the Plan or this Agreement shall affect the validity or interpretation of any duly authorized written agreement between the Company and Participant under which an Award properly granted under and pursuant to the Plan serves as any part of the consideration furnished to Participant. If provisions of the Plan and this Agreement conflict, the Plan provisions will govern.

21. **Participant Bound by Plan.** Participant acknowledges receiving a summary of the Plan, and agrees to be bound by all the terms and conditions of the Plan. Except as limited by the Plan or this Agreement, this Agreement is binding on and extends to the legatees, distributees and personal representatives of Participant and the successors of the Company.

22. **Governing Law.** This Agreement has been made in and shall be construed under and in accordance with the laws of the State of Georgia, USA without regard to conflict of law provisions.

23. **Translations.** If Participant has received this or any other document related to the Plan translated into any language other than English and if the translated version is different than the English version, the English version will control.

24. **Severability.** The provisions of this Agreement are severable and if any one or more provisions are determined to be illegal or otherwise unenforceable, in whole or in part, the remaining provisions shall nevertheless be binding and enforceable.

25. **Section 409A.**

(a) **General.** To the extent that the requirements of Code Section 409A are applicable to this Award, it is the intention of both Company and Participant that the benefits and rights to which Participant could be entitled pursuant to this Agreement comply with Code Section 409A and the Treasury Regulations and other guidance promulgated or issued thereunder ("Section 409A"), and the provisions of this Agreement shall be construed in a manner consistent with that intention. The Plan and any Award Agreements issued thereunder may be amended in any respect deemed by the Administrator to be necessary in order to preserve compliance with Section 409A.

(b) **No Representations as to Section 409A Compliance.** Notwithstanding the foregoing, Company makes no representation to Participant that the Shares awarded pursuant to this Agreement are exempt from, or satisfy, the requirements of Section 409A, and Company shall have no liability or other obligation to indemnify or hold harmless Participant or any beneficiary for any tax, additional tax, interest or penalties that Participant or any beneficiary may incur in the event that any provision of this Agreement, or any amendment or modification thereof or any other action taken with respect thereto is deemed to violate any of the requirements of Section 409A.

(c) **Six Month Delay for Specified Participants**

(i) If Participant is a "Specified Employee" (as defined below), then no payment or benefit that is payable on account of Participant's "Separation from Service" (as determined by the Company in accordance with Section 409A) shall be made before the date that is six months and one day after Participant's "Separation from Service" (or, if earlier, the date of Participant's death) if and to the extent that such payment or benefit constitutes deferred compensation (or may be nonqualified deferred compensation) under Section 409A and such deferral is required to comply with the requirements of Section 409A. Any payment or benefit delayed by reason of the prior sentence shall be paid out or provided in a single lump sum at the end of such required delay period in order to catch up to the original payment schedule.

(ii) For purposes of this provision, Participant shall be considered to be a "Specified Employee" if, at the time of his or her Separation from Service, Participant is a "key employee", within the meaning of Code Section 416(i), of Company (or any person or entity with whom the Company would be considered a single employer under Section 414(b) or Section 414(c) of the Code, applying the 20 percent common ownership standard) any stock of which is publicly traded on an established securities market or otherwise.

(d) No Acceleration of Payments. Neither Company nor Participant, individually or in combination, may accelerate any payment or benefit that is subject to Section 409A, except in compliance with Section 409A and the provisions of this Agreement, and no amount that is subject to Section 409A shall be paid prior to the earliest date on which it may be paid without violating Section 409A.

**PARTICIPANT**

**EQUIFAX INC.**

\_\_\_\_\_  
(Signature)

By: \_\_\_\_\_

Coretha M. Rushing  
Chief Human Resources Officer

\_\_\_\_\_  
(Printed Name)

\_\_\_\_\_  
(Date)

**THIS DOCUMENT CONSTITUTES PART OF A PROSPECTUS COVERING  
SECURITIES THAT HAVE BEEN REGISTERED UNDER THE  
SECURITIES ACT OF 1933.**

#193221 (1/14/14)

## POLICY ON RECOVERY OF INCENTIVE PAYMENTS

**Application**

The following policy on recovery of incentive payments is adopted by the Compensation, Human Resources & Management Succession Committee of the Board of Directors ("Committee") of Equifax Inc. ("Company") effective February 4, 2010, for Incentive Compensation awarded or paid for fiscal years beginning after December 31, 2009.

The Committee may, in its sole discretion, in appropriate circumstances and to the extent permitted by governing law, direct the Company to require recovery of all or a portion of any Incentive Compensation awarded or paid to any Employee where:

1. The payment was predicated upon achieving certain financial results that were subsequently the subject of a material restatement of Company financial statements filed with the U.S. Securities and Exchange Commission ("SEC");
2. The Committee determines the Employee engaged in Misconduct that contributed to the need for the material restatement; and
3. A lower Incentive Compensation payment would have been made to the Employee based upon the restated financial results.

The Committee in its discretion also may direct the Company to seek to recover the excess amount of any Incentive Compensation awarded or paid to a Covered Officer for a fiscal period if the result of a performance measure upon which the award was based or paid is subsequently restated or otherwise adjusted in a manner that would reduce the size of the award or payment, regardless of whether the Covered Officer committed any Misconduct. Where the result of a performance measure was considered in determining the compensation awarded or paid, but the Incentive Compensation is not awarded or paid on a formulaic basis, the Committee will determine in its discretion the amount, if any, by which the payment or award should be reduced.

- "Employee" for purposes of this policy shall mean any current or former employee of the Company or any subsidiary or affiliate thereof.
- "Covered Officer" shall mean the CEO and any current or former direct report to the CEO, including without limitation the Chief Accounting Officer, the head of Internal Audit, and any other elected officer or executive officer as defined under the Securities Exchange Act of 1934, as amended.
- "Misconduct" shall mean a knowing violation of SEC rules and regulations or Company policy.
- "Incentive Compensation" shall mean bonuses, annual incentive plan awards, or performance-based equity awards granted under the Company's 2008 Omnibus Incentive Plan or successor thereto.

**Amount to be Recovered**

In each such instance, the Company will, to the extent practicable, seek to recover from the individual Covered Officer the amount by which the individual's Incentive Compensation for the relevant periods exceeded the lower payment that would have been made based on the restated financial results. In addition, if an Employee engaged in Misconduct that contributed to award or payment of Incentive Compensation to him or her that is greater than would have been paid or awarded in the absence of Misconduct, the Company may take other remedial and recovery action, as determined by the Committee in its discretion, including recovery of all or part of the Incentive Compensation. The Company shall notify an Employee within 12 months after the date of any financial restatement of its intent to recover amounts under this policy.

**Methods for Recovery**

The Committee shall determine whether the Company shall effect any such recovery: (i) by seeking repayment from the Employee; (ii) by reducing (subject to applicable law and the terms and conditions of the applicable plan, program or arrangement) the amount that would otherwise be payable to the Employee under any compensatory plan, program, or arrangement maintained by the Company; (iii) by withholding payment of future increases in compensation (including the payment of any discretionary bonus amount) or grants of compensatory awards that would otherwise have been made in accordance with the Company's otherwise applicable compensation practices; or (iv) by any combination of the foregoing. This policy shall be in addition to any other equitable or legal remedy that may be taken by the Company with respect to the subject matter of this policy.

## LIST OF EQUIFAX INC. SUBSIDIARIES

Registrant - Equifax Inc. (a Georgia corporation)

The Registrant owns, directly or indirectly, 100% of the stock of the following subsidiaries as of December 31, 2013 (all of which are included in the consolidated financial statements), except as noted in the footnotes below:

Name of Subsidiary	State or Country of Incorporation
AcreditoBuro de InformacionCrediticia, SA <sup>(19)</sup>	Ecuador
Anakam, Inc.	Delaware
Anakam Information Solutions, LLC <sup>(24)</sup>	Delaware
Austin Consolidated Holdings, Inc.	Texas
Compliance Data Center LLC <sup>(1)</sup>	Georgia
Computer Ventures, Inc. <sup>(1)</sup>	Delaware
DataVision Resources, LLC <sup>(2)</sup>	Iowa
EFX de Costa Rica, S.A. <sup>(17)</sup>	Costa Rica
EFX Holdings Ltd. <sup>(16)</sup>	Mauritius
Equifax Americas B.V. <sup>(8)</sup>	The Netherlands
Equifax Acquisition Holdings LLC <sup>(26)</sup>	Georgia
Equifax Ecuador C.A. Buró de Información Crediticia <sup>(19)</sup>	Ecuador
Equifax Canada Co. <sup>(18)</sup>	Nova Scotia
Equifax Canadian Holdings Co. <sup>(26)</sup>	Nova Scotia
Equifax Commercial Services Ltd. <sup>(4)</sup>	Ireland
Equifax Consumer Services LLC <sup>(15)</sup>	Georgia
Equifax Database Services, Inc.	Delaware
Equifax Decision Systems, B.V. <sup>(4)</sup>	The Netherlands
Equifax do Brasil Holdings Ltda. <sup>(6)(13)</sup>	Brazil
Equifax do Brasil Ltda. <sup>(12)(13)</sup>	Brazil
Equifax Enterprise Services LLC	Georgia
Equifax EUA Limited <sup>(23)</sup>	United Kingdom
Equifax Europe LLC <sup>(26)</sup>	Georgia
Equifax Funding LLC	Georgia
Equifax Information Services LLC	Georgia



Equifax Information Services of Puerto Rico, Inc. <sup>(15)</sup>	Georgia
Equifax Information Technology LLC	Georgia
Equifax Investment (South America) LLC <sup>(6)</sup>	Georgia
Equifax Luxembourg S.À R.L.	Luxembourg
Equifax Luxembourg (No. 2) S.À R.L. <sup>(26)</sup>	Luxembourg
Equifax Luxembourg (No. 3) S.À R.L. <sup>(14)(21)</sup>	Luxembourg
Equifax Luxembourg (No. 4) S.À R.L. <sup>(25)</sup>	Luxembourg
Equifax Luxembourg (No. 5) S.À R.L. <sup>(23)</sup>	Luxembourg
Equifax Marketing Solutions LLC <sup>(1)</sup>	Florida
Equifax Limited <sup>(4)</sup>	England
Equifax Secure UK Ltd. <sup>(1)</sup>	United Kingdom
Equifax Software Systems Private Ltd. <sup>(22)</sup>	India
Equifax South America LLC <sup>(17)</sup>	Georgia
Equifax Spain Holdings S.L. <sup>(3)(26)</sup>	Spain
Equifax Special Services LLC <sup>(1)</sup>	Georgia
Equifax Technologies India Private Limited <sup>(22)(16)</sup>	India
Equifax Technology Solutions LLC	Georgia
Equifax UK AH Limited <sup>(26)</sup>	England
Equifax Uruguay S.A. <sup>(6)</sup>	Uruguay
eThority LLC <sup>(2)</sup>	South Carolina
IntelliReal LLC	Colorado
Inversiones Equifax de Chile Ltda. <sup>(6)</sup>	Chile
IXI Corporation	Delaware
Matrix Intelligence, LLC <sup>(2)</sup>	Delaware
Net Profit, Inc. <sup>(2)</sup>	South Carolina
Propago S.A. <sup>(7)</sup>	Chile
Rapid Reporting Verification Company, LLC <sup>(2)</sup>	Texas
Servicios Equifax Chile Ltda. <sup>(7)</sup>	Chile
Servicios Integrales de Informacion S.A. <sup>(21)</sup>	Peru
TALX Confirmation Direct, Inc. <sup>(2)</sup>	Missouri
TALX Corporation <sup>(8)</sup>	Missouri
TALX Fastime Services, Inc. <sup>(2)</sup>	Texas
TALX Tax Credits and Incentives, LLC <sup>(2)</sup>	Missouri

---

TALX UCM Services, Inc. <sup>(2)</sup>	Missouri
The Infocheck Group Ltd. <sup>(5)</sup>	England
TrustedID, Inc. <sup>(15)</sup>	Delaware
Verdad Informatica de Costa Rica, S.A. <sup>(17)</sup>	Costa Rica
Workload Financial Business Consultants Ltd. <sup>(4)</sup>	United Kingdom

NOTES:

Registrant’s subsidiary Equifax Spain Holdings S.L. owns 85.4% of the stock of Equifax Iberica, S.L. (Spain), which owns 95% of ASNEF/Equifax Servicios de Informacion Sobre Solvencia y Credito S.L. (Spain); 100% of the stock of Equifax Fraude, S.L.; 95% of the stock of Equifax Plus, S.L., and 50% of the stock of Credinformacoes Informacoes de CreditoLda. (Portugal), along with Equifax Decision Systems, B.V. which owns 25%.

Registrant’s subsidiary Equifax South America LLC owns 100% of the stock of Inversiones Equifax de Chile S.A. which owns 100% of the stock of Servicios Equifax Chile Ltda. Equifax South America LLC owns 76.04% of the stock of Equifax Centroamerica, S.A. de C.V. (El Salvador), which owns 100% of the stock of Equifax Honduras, Central de Riesgo Privada, S.A. (Honduras). Equifax South America LLC owns 16% of the stock of Equifax Peru S.A., along with Servicios Equifax Chile Ltda. (Chile) which owns 35%. Equifax Peru S.A. owns 100% of Acelor SAC (Peru), and 100% of Servicios Integrales de Informacion S.A. (Peru).

Registrant’s subsidiary Equifax Spain Holdings S.L. (Spain) owns 79.49% of the stock of Organizacion Veraz, S.A. (Argentina), and together these two entities own 98.9% of Transalud, S.A. (Argentina).

Registrant’s subsidiary Equifax Acquisition Holdings LLC owns 87.7085% of the stock of Grupo Inffinix, S.A. de C.V. (Mexico)(“Grupo”) and all of Grupo’s wholly-owned subsidiaries, as follows: Inffinix Limited (Hong Kong), Inffinix Software, S.L. (Spain); Inffinix Software, S.A. de C.V. (Mexico); Inffinix Administración, S.A. de C.V. (Mexico); Inffinix Assets, S.A. de C.V. (Mexico); Infosistemas Financieros, S.A. de C.V. (Mexico); and Inffinix Software Comercio, Servicios, Importação e Exposição, Ltda. (Brazil);

Registrant’s subsidiary Equifax Americas B.V. (the Netherlands) owns 65% of the stock of Equifax Paraguay S.A. (Paraguay), which owns 99.99% of the stock of Informconf S.A. (Paraguay), along with Equifax Information Services of Puerto Rico Inc., which owns the remaining 0.01% of Informconf S.A. stock.

Registrant’s subsidiary Equifax do Brasil Holdings Ltda. (Brazil) holds 15% of the stock of BOA Vista Servicios S.A. (Brazil), and 9.5% of the stock of Neuroanalítica Participações Ltda. (Brazil), ), which owns 57% of Neurotech Tecnologica da Informacao S.A. (Brazil).

---

Registrant's subsidiary Equifax Decision Systems, B.V. (the Netherlands) owns 50% of Equifax Credit Services LLC (Russia). Equifax Decision Systems, B.V. (the Netherlands), through its wholly-owned subsidiary, EFX Holdings Limited (Mauritius), owns 47.43% of Equifax Credit Information Services Private Limited (India) and 51% of Net Positive Business Analytics Private Limited (India), and its wholly-owned subsidiaries NettPositive Business Intelligence Solutions Pvt. Ltd (India), NettPositive Inc. (New Jersey), and NettPositive Analytics FZD (UAD).

---

Registrant's subsidiary Equifax Information Services LLC holds a 33% interest in Opt-Out Services LLC (Delaware), 33% interest in VantageScore Solutions, LLC (Delaware), 33% of New Management Services LLC (Delaware), 25% of Online Data Exchange LLC (Delaware) and 33% of Central Source LLC (Delaware).

- (1)Subsidiary of Equifax Information Services LLC
  - (2)Subsidiary of TALX Corporation
  - (3)Subsidiary of Equifax Europe LLC
  - (4)Subsidiary of Equifax EUA Ltd.
  - (5)Subsidiary of Equifax Limited
  - (6)Subsidiary of Equifax South America LLC
  - (7)Subsidiary of Inversiones Equifax de Chile Ltda.
  - (8)Subsidiary of Equifax Information Services of Puerto Rico, Inc.
  - (9)—Reserved—
  - (10)Subsidiary of Equifax Marketing Solutions LLC
  - (11)—Reserved—
  - (12)Subsidiary of Equifax do Brasil Holdings Ltda.
  - (13)Subsidiary of Equifax Investment (South America) LLC
  - (14)Subsidiary of Equifax Americas B.V.
  - (15)Subsidiary of Equifax Database Services, Inc.
  - (16)Subsidiary of Equifax Decision Systems, B.V.
  - (17)Subsidiary of Equifax Spain Holdings, S.L.
  - (18)Subsidiary of Equifax Canadian Holdings Co.
  - (19)Subsidiary of Servicios Equifax Chile Ltda.
  - (20)—Reserved—
  - (21)Subsidiary of Equifax Luxembourg (No. 4) S.À R.L.
  - (22)Subsidiary of EFX Holdings Ltd.
  - (23)Subsidiary of Equifax Luxembourg (No. 3) S.À R.L.
  - (24)Subsidiary of Anakam, Inc.
  - (25)Subsidiary of Equifax Luxembourg S.À R.L.
  - (26)Subsidiary of Equifax Luxembourg (No. 5) S.À R.L.
  - (27)—Reserved—
  - (28)Subsidiary of Equifax Settlement Services Holding LLC
  - (29)Subsidiary of Equifax Settlement Services LLC
-

**Consent of Independent Registered Public Accounting Firm**

We consent to the incorporation by reference in the following Registration Statements:

1. Registration Statement on Form S-8 pertaining to the Equifax Inc. Omnibus Stock Incentive Plan (File No. 33-34640);
  2. Registration Statement on Form S-8 pertaining to the Equifax Inc. Employee Stock Incentive Plan (File No. 33-58734);
  3. Registration Statement on Form S-8 pertaining to the Equifax Inc. 1995 Employees Stock Incentive Plan (File No. 33-58627);
  4. Registration Statement on Form S-8 pertaining to the Equifax Inc. Omnibus Stock Incentive Plan and Equifax Inc. Employee Stock Incentive Plan to be funded in part through the Equifax Inc. Employee Stock Benefits Trust (File No. 33-86978);
  5. Registration Statement on Form S-8 pertaining to the Equifax Inc. Omnibus Stock Incentive Plan and Equifax Inc. Employee Stock Incentive Plan to be funded in part through the Equifax Inc. Employee Stock Benefits Trust (File No. 33-71200);
  6. Registration Statement on Form S-8 pertaining to the Equifax Inc. Global Stock Sale Program to be funded through the Equifax Inc. Employee Stock Benefits Trust (File No. 333-52203);
  7. Registration Statement on Form S-8 pertaining to the Equifax Inc. Special Recognition Bonus Award Plan to be funded through the Equifax Inc. Employee Stock Benefits Trust (File No. 333-52201);
  8. Registration Statement on Form S-8 pertaining to the Equifax Inc. Non-Employee Director Stock Option Plan (File No. 333-68421);
  9. Registration Statement on Form S-8 pertaining to the Equifax Inc. 1995 Employee Stock Incentive Plan (File No. 333-68477);
  10. Registration Statement on Form S-8 pertaining to the Equifax Inc. 2000 Stock Incentive Plan (File No. 333-48702);
  11. Registration Statement on Form S-8 pertaining to the Equifax Inc. 401(k) Plan (File No. 333-97875);
  12. Registration Statement on Form S-3 pertaining to the acquisition of Commercial Data Center (File No. 333-54764);
  13. Registration Statement on Form S-8 pertaining to the Equifax Director and Executive Stock Deferral Plan (File No. 333-110411);
  14. Registration Statement on Form S-8 pertaining to the Equifax Inc. Non-Employee Director Stock Option Plan (File No. 333-116185);
  15. Registration Statement on Form S-8 pertaining to the Equifax Inc. 2001 Nonqualified Stock Incentive Plan (File No. 333-116186);
  16. Registration Statement on Form S-3 pertaining to the registration of an offering by selling security holders of 443,337 shares of Equifax common stock (File No. 333-129123);
  17. Registration Statement on Form S-8 pertaining to the Equifax Inc. Director Deferred Compensation Plan (File No. 333-140360);
  18. Registration Statement on Form S-8 pertaining to the TALX Corporation 2005 Omnibus Incentive Plan, TALX Corporation Amended and Restated 1994 Stock Option Plan, and TALX Corporation Outside Directors' Stock Option Plan (File No. 333-142997);
  19. Registration Statement on Form S-3 pertaining to the shelf registration of Equifax Inc. debt securities (File No. 333-144009);
-

20. Registration Statement on Form S-8 pertaining to the Equifax Inc. 2008 Omnibus Incentive Plan (File No. 333-152617);
21. Registration Statement on Form S-3ASR pertaining to the shelf registration of Equifax Inc. debt and equity securities (File No. 333-168429); and
22. Registration Statement on Form S-8 pertaining to the amended and restated Equifax Inc. 2008 Omnibus Incentive Plan equity securities (File No. 333-190190)

of our reports dated February 27, 2014, with respect to the consolidated financial statements and schedule of Equifax Inc. and the effectiveness of internal control over financial reporting of Equifax Inc. included in this Annual Report (Form 10-K) of Equifax Inc. for the year ended December 31, 2013.

/s/ Ernst & Young LLP

Atlanta, Georgia  
February 27, 2014

---

## CERTIFICATIONS

I, Richard F. Smith, certify that:

1. I have reviewed this annual report on Form 10-K of Equifax Inc.;
2. Based on my knowledge, this report does not contain any untrue statement of a material fact or omit to state a material fact necessary to make the statements made, in light of the circumstances under which such statements were made, not misleading with respect to the period covered by this report;
3. Based on my knowledge, the financial statements, and other financial information included in this report, fairly present in all material respects the financial condition, results of operations and cash flows of the registrant as of, and for, the periods presented in this report;
4. The registrant's other certifying officer(s) and I are responsible for establishing and maintaining disclosure controls and procedures (as defined in Exchange Act Rules 13a-15(e) and 15d-15(e)) and internal control over financial reporting (as defined in Exchange Act Rules 13a-15(f) and 15(d)-15(f)) for the registrant and have:
  - a) Designed such disclosure controls and procedures, or caused such disclosure controls and procedures to be designed under our supervision, to ensure that material information relating to the registrant, including its consolidated subsidiaries, is made known to us by others within those entities, particularly during the period in which this report is being prepared;
  - b) Designed such internal control over financial reporting, or caused such internal control over financial reporting to be designed under our supervision, to provide reasonable assurance regarding the reliability of financial reporting and the preparation of financial statements for external purposes in accordance with generally accepted accounting principles;
  - c) Evaluated the effectiveness of the registrant's disclosure controls and procedures and presented in this report our conclusions about the effectiveness of the disclosure controls and procedures, as of the end of the period covered by this report based on such evaluation; and
  - d) Disclosed in this report any change in the registrant's internal control over financial reporting that occurred during the registrant's most recent fiscal quarter (the registrant's fourth fiscal quarter in the case of an annual report) that has materially affected, or is reasonably likely to materially affect, the registrant's internal control over financial reporting; and
5. The registrant's other certifying officer(s) and I have disclosed, based on our most recent evaluation of internal control over financial reporting, to the registrant's auditors and the audit committee of the registrant's board of directors (or persons performing the equivalent functions):
  - a) All significant deficiencies and material weaknesses in the design or operation of internal control over financial reporting which are reasonably likely to adversely affect the registrant's ability to record, process, summarize and report financial information; and
  - b) Any fraud, whether or not material, that involves management or other employees who have a significant role in the registrant's internal control over financial reporting.

Date: February 27, 2014

/s/ Richard F. Smith

Richard F. Smith

*Chairman and Chief Executive Officer*

---

## CERTIFICATIONS

I, Lee Adrean, certify that:

1. I have reviewed this annual report on Form 10-K of Equifax Inc.;
2. Based on my knowledge, this report does not contain any untrue statement of a material fact or omit to state a material fact necessary to make the statements made, in light of the circumstances under which such statements were made, not misleading with respect to the period covered by this report;
3. Based on my knowledge, the financial statements, and other financial information included in this report, fairly present in all material respects the financial condition, results of operations and cash flows of the registrant as of, and for, the periods presented in this report;
4. The registrant's other certifying officer(s) and I are responsible for establishing and maintaining disclosure controls and procedures (as defined in Exchange Act Rules 13a-15(e) and 15d-15(e)) and internal control over financial reporting (as defined in Exchange Act Rules 13a-15(f) and 15(d)-15(f)) for the registrant and have:
  - a) Designed such disclosure controls and procedures, or caused such disclosure controls and procedures to be designed under our supervision, to ensure that material information relating to the registrant, including its consolidated subsidiaries, is made known to us by others within those entities, particularly during the period in which this report is being prepared;
  - b) Designed such internal control over financial reporting, or caused such internal control over financial reporting to be designed under our supervision, to provide reasonable assurance regarding the reliability of financial reporting and the preparation of financial statements for external purposes in accordance with generally accepted accounting principles;
  - c) Evaluated the effectiveness of the registrant's disclosure controls and procedures and presented in this report our conclusions about the effectiveness of the disclosure controls and procedures, as of the end of the period covered by this report based on such evaluation; and
  - d) Disclosed in this report any change in the registrant's internal control over financial reporting that occurred during the registrant's most recent fiscal quarter (the registrant's fourth fiscal quarter in the case of an annual report) that has materially affected, or is reasonably likely to materially affect, the registrant's internal control over financial reporting; and
5. The registrant's other certifying officer(s) and I have disclosed, based on our most recent evaluation of internal control over financial reporting, to the registrant's auditors and the audit committee of the registrant's board of directors (or persons performing the equivalent functions):
  - a) All significant deficiencies and material weaknesses in the design or operation of internal control over financial reporting which are reasonably likely to adversely affect the registrant's ability to record, process, summarize and report financial information; and
  - b) Any fraud, whether or not material, that involves management or other employees who have a significant role in the registrant's internal control over financial reporting.

Date: February 27, 2014

/s/ Lee Adrean  
\_\_\_\_\_  
Lee Adrean  
Chief Financial Officer

---

**CERTIFICATION PURSUANT TO  
18 U. S. C. SECTION 1350,  
AS ADOPTED PURSUANT TO  
SECTION 906 OF THE SARBANES-OXLEY ACT OF 2002**

In connection with the Annual Report of Equifax Inc. (the "Company") on Form 10-K for the period ended December 31, 2013, as filed with the Securities and Exchange Commission on the date hereof (the "Report"), I, Richard F. Smith, Chairman and Chief Executive Officer of the Company, certify, pursuant to 18 U.S.C. Section 1350, as adopted pursuant to Section 906 of the Sarbanes-Oxley Act of 2002, that to my knowledge:

- (1) The Report fully complies with the requirements of Section 13(a) or 15(d) of the Securities Exchange Act of 1934; and
- (2) The information contained in the Report fairly presents, in all material respects, the financial condition and results of operations of the Company.

Date: February 27, 2014

/s/ Richard F. Smith  
\_\_\_\_\_  
Richard F. Smith  
*Chairman and Chief Executive Officer*

---



**CERTIFICATION PURSUANT TO  
18 U. S. C. SECTION 1350,  
AS ADOPTED PURSUANT TO  
SECTION 906 OF THE SARBANES-OXLEY ACT OF 2002**

In connection with the Annual Report of Equifax Inc. (the "Company") on Form 10-K for the period ended December 31, 2013, as filed with the Securities and Exchange Commission on the date hereof (the "Report"), I, Lee Adrean, Chief Financial Officer of the Company, certify, pursuant to 18 U.S.C. Section 1350, as adopted pursuant to Section 906 of the Sarbanes-Oxley Act of 2002, that to my knowledge:

- (1) The Report fully complies with the requirements of Section 13(a) or 15(d) of the Securities Exchange Act of 1934; and
- (2) The information contained in the Report fairly presents, in all material respects, the financial condition and results of operations of the Company.

Date: February 27, 2014

/s/ Lee Adrean

Lee Adrean

*Chief Financial Officer*

---